



A Comparative of Quantum Mechanical Calculations on Adsorption of CClO_2 by Carbon-Carbon and Aluminum-Nitride Nanotubes

A. KAZEMI BABAHEYDARI*

Department of Chemistry, Islamic Azad University, Shahrekord Branch, Shahrekord, Iran.

*Corresponding author E-mail: kazemibali@gmail.com , kazemiali@iaushk.ac.ir

<http://dx.doi.org/10.13005/ojc/310209>

(Received: January 18, 2015; Accepted: March 02, 2015)

ABSTRACT

In this paper, is calculated structural optimization and interactions on surface nanotubes (AIN,CNT) and phosgene. Based on the optimized ground state geometries using B3LYP/6-31G* method, the NBO analysis of donor-acceptor (bond- anti bond) interactions revealed that the stabilizationenergies associated with the electronic delocalization.

Key words: molecular orbital (MO), B3LYP, Natural Bond Orbital (NBO), phosgene, Aluminum -Nitride

INTRODUCTION

Discovery of carbon nanotubes¹ has sparked intense research activity within the past decade. These novel materials have a wide range of potential applications ranging from the field of nano electronics to nano scale bio technology. They may be used as molecular field-effect transistors², electron Field emitters^{2,4}, artificial muscles^{2,5}, or even DNA sequencing agents⁶. The adsorption behavior of single atoms or gas molecules on carbon nanotubes has been studied extensively in the past decade by experiments⁷⁻⁹ and theoretical calculation¹⁰⁻¹⁴. Aluminum nitride nanotubes (AINNTs) are inorganic

analog carbon nanotubes (CNTs). They are isoelectronic with CNTs and have been synthesized successfully by different research groups⁵⁻⁷. Because of their high temperature stability, large energy gap, thermal conductivity and low thermal expansion⁸, AINNTs and aluminum nitride nano materials are widely used in technological applications, mainly in micro and optoelectronics such as laser diodes and solar-blind ultraviolet photo detectors and semiconductors⁸. Unlike CNTs, AINNTs exhibit electronic properties and semiconductor behavior independent of length, tubular diameter and chirality. Tuning the electronic structures of the semiconducting AINNTs for specific applications important in building

specific electronic and mechanical devices. Phosgene is a major component of natural gas and its adsorption behavior in pores has been extensively studied. In this study, B3LYP studies of the adsorption behavior of phosgene gas on nanotube were performed in terms of adsorption energy.

Computational details

In our current study, extensive quantum mechanical calculations of structure of Aluminum - Nitride nanotube [zigzag (8,0)] have been performed on a Pentium-4 based system using Gaussian 03 program¹⁷. At first, we have modeled and the nanotube with Nanotube Modeler package and then optimized at the B3LYP level of theory with 6-31G* basis set. After fully optimization of nanotube, we have calculated adsorption of phosgene at the level of 6-31G* theory on the outside (external) of carbon nanotube and have been reported in Table 1, and finally we calculate Natural Bond Orbital (NBO) parameters for this structure, Table 2. The BE (Binding Energy) of CCl₂O on the optimized nanotubes model is calculated as follows:

$$BE = E_{\text{CCl}_2\text{O-AINNT}} - [E_{\text{AINNTs}} + E_{\text{CCl}_2\text{O}}] \quad \dots(1)$$

$$BE = E_{\text{CCl}_2\text{O-CNNT}} - [E_{\text{CNNT}} + E_{\text{CCl}_2\text{O}}] \quad \text{Eq} \quad \dots(2)$$

Where $E_{\text{CCl}_2\text{O-AINNTs}}$ was obtained from optimization of the adsorption CCl₂O on surfaces AlN models, AlNNTs is the energy of the optimized AlNNTs structure and CNTs energy of the optimized

CNT structure and $E_{\text{CCl}_2\text{O}}$ the energy [13] of the optimized phosgene gas.

RESULTS AND DISCUSSION

In this paper B3LYP method with 6-31G* basis set were employed to investigate the structure optimization, energy minimization of AlN, carbon nanotubes and phosgene (Fig 1 and Table 1).

Fig1. The final optimized of AlN and Carbon nanotubes [zigzag (8,0)] with 12nm length and phosgene gas obtained through B3LYP (6-31G*) calculation after fully optimization of AlN and Carbon nanotubes [zigzag (8,0)], we had calculated optimized structure of interaction between nanotube and phosgene at the level of B3LYP /6-31G* theory (Fig 2); and then performed Natural Bond Orbital (NBO) calculations for give NBO important parameters, Table 2.

To study adsorption behavior of phosgene gas on AlN nanotube, we performed adsorption for two sites in nanotube (outside (external) of carbon nanotube) the after a full optimization (Table 1), we found two structures of this adsorption (Fig 2, 3)

In the NBO analysis, in order to compute the span of the valencespace, each valence bonding NBO (σ AB), must in turn, be paired with a corresponding valence anticoding NBO (σ^* AB) Namely, the Lewis σ -type (donor) NBO are

Table 1: Calculated energy values (hartree) of AlN (Aluminum-Nitride), Carbon-carbon nanotubes and phosgene in gas phase at the level of B3LYP /6-31G*

parameters	Phosgene	AlN	CNT
E(total)	-1033/714	-11901.3761	-3058.01718
EHOMO/ev	-0/360	-0.2348	-0.1348
ELUMO/ev	0/310	-0.0706	-0.1243
[I=-EHOMO]/ev	0/360	0.2348	0.1348
[A=-LUMO]/ev	-0/310	0.0706	0.1243
[$\eta=(I-A)/2$]/ev	0/335	0.0821	0.0052
[$\mu=-(I+A)/2$]/ev	-0/025	-0.1527	-0.1295
[$s=1/2K$]/ev-1	0/167	0.0410	0.0026
[$w=\mu/2K$]/ev	0/0001	0.5687	0.000

I=ionization potential, A=electron affinity, η =Global hardness, μ =chemical potential and w= electrophilicity

complemented by the non-Lewis σ^* -type (acceptor) NBO that are formally empty in an idealized Lewis structure picture. Readily, the general transformation to NBO leads to orbitals that are unoccupied in the formal Lewis structure. As a result, the filled NBO of the natural Lewis structure are well adopted to describe covalence effects in molecules. Since the non-covalent delocalization effects are associated with $\sigma \rightarrow \sigma^*$ interactions between filled (donor) and

unfilled (acceptor) orbitals, it is natural to describe them as being of donor-acceptor, charge transfer, or generalized "Lewis base-Lewis acid" type.

The anti-bonds represent unused valence-shell capacity and spanning portions of the atomic valence space that are formally unsaturated by covalent bond formation. Weak occupancies of the valence anti-bonds signal irreducible departures from

Table 2: Calculated energy values (hartree) adsorption phosgene gas with C-C (Carbon –Carbon) & Al-N (Aluminum –Nitride) nanotubes in gas phase at the level of B3LYP /6-31G*

Parameters	Phosgene-AINNT		Phosgene-CNT	
	Cl-down	O-down	Cl-down	O-down
Eads	2975.4562	-0.0097	-0.01432	0.00138
EHOMO/ev	-0.2365	-0.2288	-0.1598	-0.1309
ELUMO/ev	-0.0787	-0.1104	-0.1394	-0.12027
[I=-EHOMO]/ev	0.2365	0.2288	0.1598	0.1309
[A=-LUMO]/ev	0.0787	0.1104	0.1394	0.12027
$[\eta=(I-A)/2]/ev$	0.0789	0.0592	0.0102	0.0053
$[\mu=-(I+A)/2]/ev$	-0.1576	-0.1696	-0.1496	-0.2512
$[s=1/2K]/ev-1$	0.03945	0.0296	0.0051	0.0026
$[w=\mu/2K]ev$	0.00097	0.0008	0.0001	0.00016

I=ionization potential, A=electron affinity, η =Global hardness, μ =chemical potential and w =electrophilicity

Table 3: The second-order perturbation energies E(2) (kcal/mol) corresponding to the most important charge transfer interactions (donor \rightarrow acceptor) in the compounds studied by using B3LYP /6-31G* method for Al29-N49

Complex(Al-N, phosgene)	Donor \rightarrow Acceptor		E(2), kcal/mol	$\epsilon_j - \epsilon_i$	F(i,j)
O-down	LP(Cl100)	$\sigma^*(N3-Al73)$	0.11	0.67	0.008
		$\sigma^*(N3-Al77)$	0.99	1.07	0.039
		$\sigma^*(N3-Al92)$	0.19	1.25	0.014
	$\sigma(C97-O98)$	$\sigma^*(N37-Al92)$	0.16	0.37	0.016
		$\sigma^*(N2-Al92)$	0.29	0.37	0.022
		$\sigma(N2-Al81)$	$\sigma^*(C97-O98)$	0.28	0.12
Cl-down	LP(Cl100)	$\sigma^*(N3-Al73)$	0.12	0.70	0.01
		$\sigma^*(N3-Al77)$	0.98	1.09	0.049
		$\sigma^*(N3-Al92)$	0.21	1.20	0.017
	(C97-O98)	$\sigma^*(N37-Al92)$	0.18	0.39	0.014
		$\sigma^*(N2-Al92)$	0.32	0.39	0.023
		$\sigma(N2-Al81)$	$\sigma^*(C97-O98)$	0.29	0.15

Table 4: The second-order perturbation energies $E(2)$ (kcal/mol) corresponding to the most important charge transfer interactions (donor \rightarrow acceptor) in the compounds studied by using B3LYP/6-31G* method for C61H12Cl2O

Complex(Al-N, phosgene)	Donor \rightarrow Acceptor		$E(2)$, kcal/mol	$\epsilon_j - \epsilon_i$	$F(i,j)$
O-down	σ (C97-CL99)	σ^* (C97-Cl99)	0.56	0.82	0.020
		σ^* (C97-Cl100)	1.55	0.82	0.033
		σ^* (C97-O98)	0.59	0.4	0.015
	LP(O98)	σ^* (C97-Cl99)	40.60	0.38	0.114
		σ^* (C97-Cl99)	2.48	0.80	0.041
	LP(Cl99)	σ^* (C97-O98)	1.90	1.52	0.048
Cl-down	σ^* (C97-O98)	σ^* (C6-C75)	0.22	0.10	0.007
	σ (C97-CL99)	σ^* (C97-Cl99)	0.58	0.75	0.025
		σ^* (C97-Cl100)	1.57	0.82	0.038
		σ^* (C97-O98)	0.6	0.4	0.019
	LP(O98)	σ^* (C97-Cl99)	40.61	0.38	0.116
		σ^* (C97-Cl99)	2.45	0.80	0.043
LP(Cl99)	σ^* (C97-O98)	2.1	1.52	0.049	
	σ^* (C97-O98)	σ^* (C6-C75)	0.27	0.11	0.006

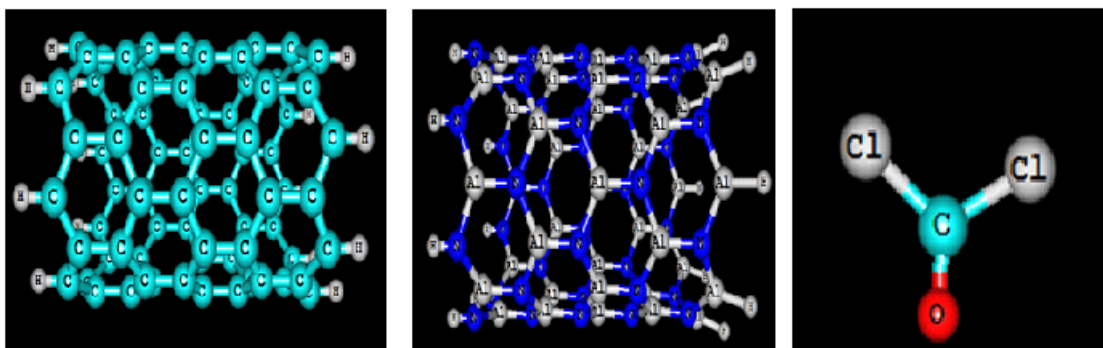


Fig. 1:

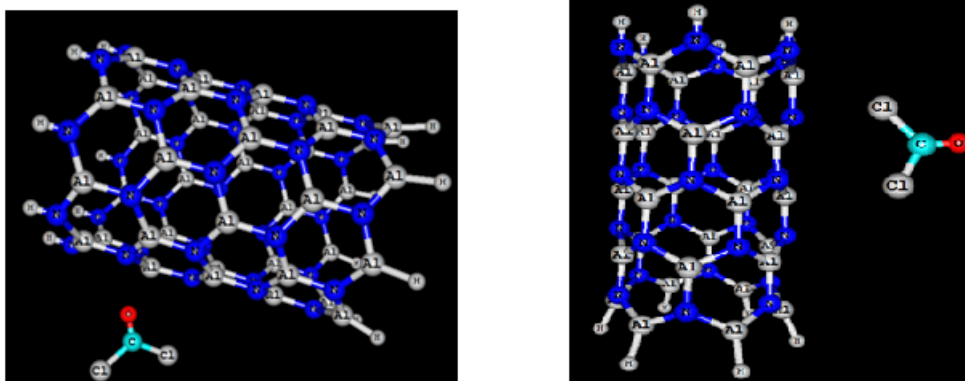


Fig. 2:

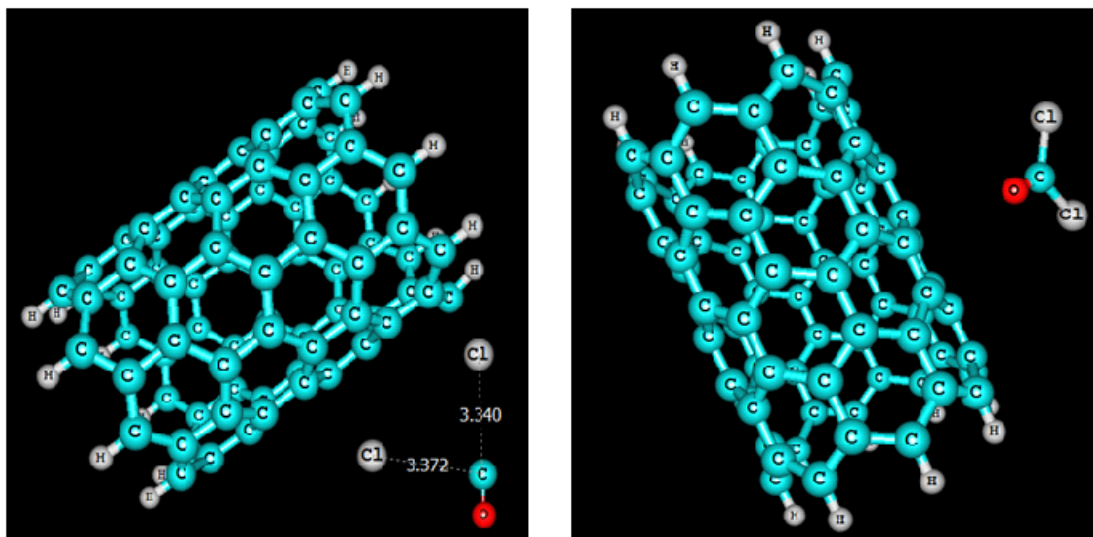


Fig. 3: Adsorption phosgene by C-C nanotube in two position (0-down, Cl-down), optimized by B3LYP/6-31G* basis set

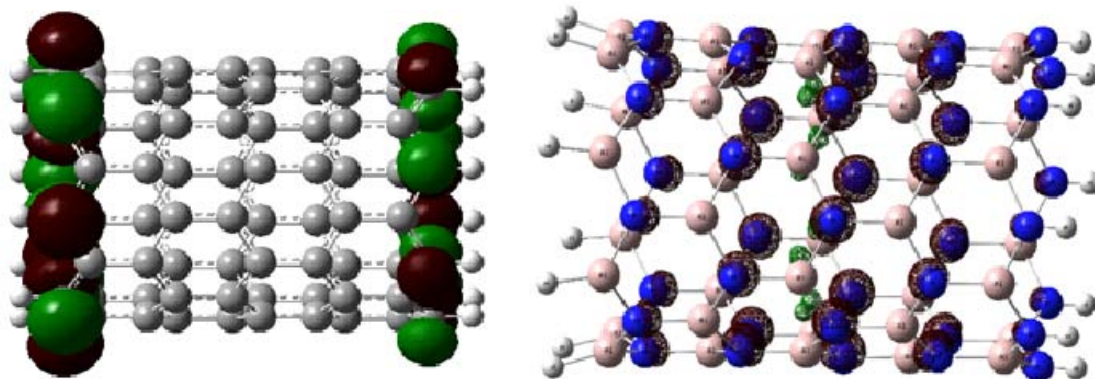


Fig. 4: HOMO-LUMO CNT and AlN nanotubes after optimization

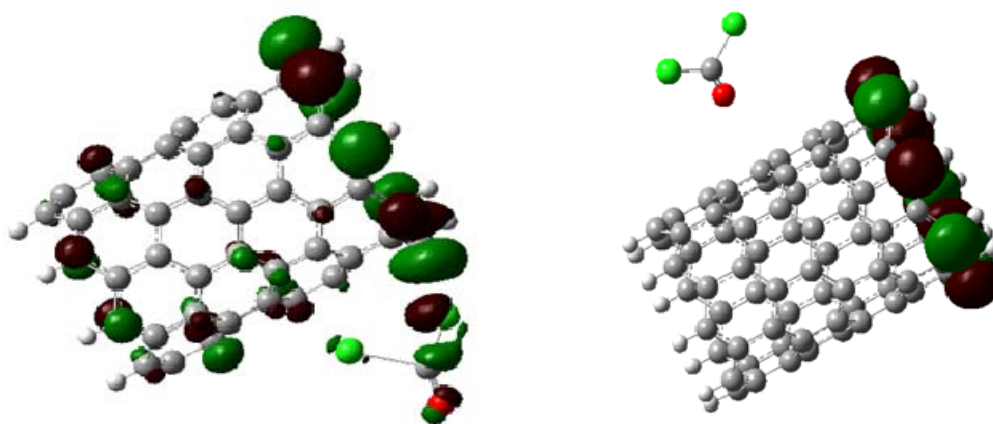


Fig. 5: HOMO-LUMO adsorption CCl₂O on surface CNT nanotube after optimization

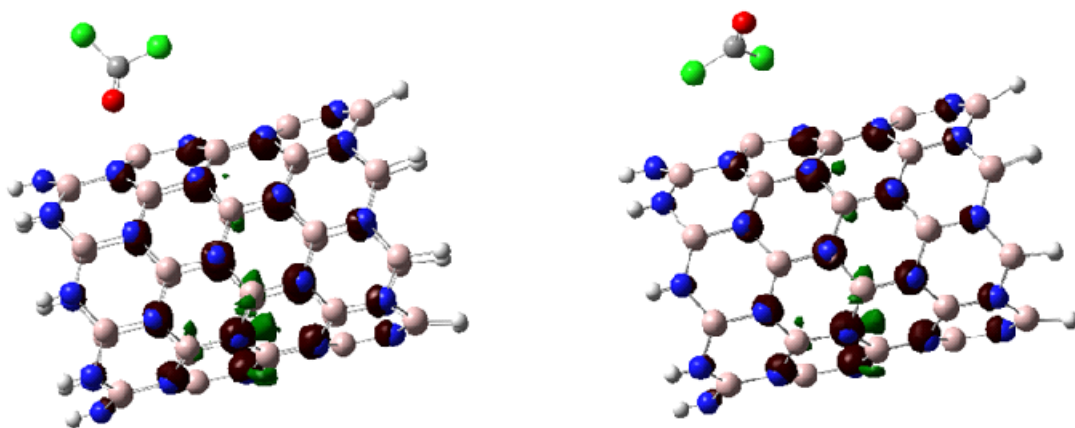


Fig. 6: HOMO-LUMO adsorption CCl₂O on surface AlN nanotube after optimization

an idealized localized Lewis picture, i.e. true “delocalization effects”. As a result, in the NBO analysis, the donor–acceptor (bond–anti bond) interactions are taken into consideration by examining all possible interactions between ‘filled’ (donor) Lewis-type NBO and ‘empty’ (acceptor) non-Lewis NBO and then estimating their energies by second-order perturbation theory.

These interactions (or energetics stabilizations) are referred to as ‘delocalization’ corrections to the zeroth-order natural Lewis structure. The most important interaction between “filled” (donor) Lewis-type NBO and “empty” (acceptor) non-Lewis is reported in Table (2,3) in Fig 3. We observed interactions between the bonding orbital (σ) C20-C50 and H49-C29 but do not see this bonding orbital for phosgene.

CONCLUSION

We have modeled the nanotube with Nanotube Modeler program and then optimized at the B3LYP level of theory with 6-31G* basis set. After fully optimization of nanotube, we have calculated adsorption of phosgene at the level of 6-31G* theory on outside (external) of Aluminum-Nitride nanotube.

The most important interaction between “filled” (donor) Lewis-type NBO and “empty” (acceptor) non-Lewis, we observed between the bonding orbital (σ) C20-C50 and H49-C29 but don’t see this bonding orbital for nano tube and internal phosgene.

ACKNOWLEDGMENTS

This work was supported by Islamic Azad University Shahrekord Branch, we thank him.

REFERENCES

1. S.Iijima, *Nature* **1991**, 354, 56.
2. A. Mine, K. Atkinson, S. Roth, Carbon Nanotube, in: F. Schöuth, S.W. Sing, J. Weitkamp (Eds.), Handbook of Porous Solids, Wiley-VCH, Weinheim, **2002**.
3. Z. Yao, H.W.C. Postma, L. Balents, C. Dekker, *Nature* **1999**, 402, 273.
4. O. Zhou, H. Shimoda, B. Gao, S. Oh, L. Fleming, G. Yue, *Acc. Chem. Res.* **2002**, 35, 1045.
5. R.H. Baughman, C. Cui, A.A. Zakhidov, Z. Iqbal, J.N. Barisci, G.M. Spinks, G.G. Wallace, A. Mazzoldi, D. De Rossi, A.G. Rinzler, O. Jaschinski, S. Roth, M. Kertesz, *Science* **1999**, 284, 1340.
6. H. Gao, Y. Kong, D. Cui, *Nano Lett.* **2003**, 3, 471.
7. J. Kong, N.R. Franklin, C.W. Zhou, M.G. Chapline, S. Peng, K.J. Cho, H.J. Dai, *Science* **2000**, 287, 622.

8. F.Villalpando-Paez, A.H. Romero, E. Munoz-Sandoval, L.M. Martinez, H. Terrones, M. Terrones, *Chem. Phys. Lett.* **386** (2004) 137.
9. L.ValenEni et al., *Chem. Phys. Lett.* **2004**, **387**, 356.
10. S. Peng, K.J. Cho, *Nanotechnology* **11** (2000) 57.
11. X. Lu, Z.F. Chen, P.V. Schleyer, *J. Am. Chem. Soc.* **2005**, **127**, 20.
12. L.V. Liu, W.Q. Tian, Y.A. Wang, *J. Phys. Chem. B* **2006**, **110**, 13037.
13. F. Ding, K. Bolton, A. Rosen, *J. Phys. Chem. B* **2004**, **108**, 17369.
14. J. Zhao, A. MarEnez-Limia, P.B. Balbuena, *Nanotechnology* **2005**, **16**, S575.
15. L.V. Liu, W.Q. Tian, Y.A. Wang, *J. Phys. Chem. B* **2006**, **110**, 13037.
16. ShiminHou ,ZiyongShen , Xingyu Zhao , Zengquan Xue. *Chemical Physics Letters* **2003**, **373**, 308-313.
17. Gaussian 98, Revision A.7, Frisch.M.J; Trucks. G..W;Schlegel.H.B;Scuseria. G.E;Robb.M.A; Cheeseman. J. R; ZZakrzewski. V.G; ontgomery. J. A; Stratmann;R.E; BurantJ. C; Aprich. S; Millam. J.M; Daniels. A.D; Kudin. K. N; Strain. M. C; Farkas. O; Tomasi. J; Barone. V; Cossi. M; Cammi. R; Mennucci. B; Pomelli. C; Adamoc; Clifford. S; Ochterski. J; Petersson. G.A;Ayala.P.Y; Cui.Q; Morokuma.K;Malick. D.K;Rabuck.A.D;Raghavachari.K; Foresman. J.B;Cioslowski. J; Ortiz.J.V; Baboul. A.G; Stefanov. B.B; LIU.G;Liashenko. A; Piskorz. P; Komaromi. I; Gomperts.R;Martin.R.L;A;Fox. D. J; Keith. T; Al-laham.M.Peng. C. Y ;Nanayakkara .A;Gonzalez.C; Challacombe. M; Gill.P.M.W;Johnson. B; Chen.W; Wong.M.W;Andres.j. L; Gonzalez.C; Head-Gordon. M; Replogle.E.S and Pople.J.A, Gaussian, Inc; Pi_sburgh PA, 1998.