



## Synthesis, Characterization and Antimicrobial Evaluation of Amino acid Derivatives of 1,3,4-Oxadiazole

YUDHISHTHIR VAISHNAV<sup>1</sup>, SANGEETA RAJPUROHIT<sup>2</sup> and KAMAL KANT VYAS<sup>3</sup>

<sup>1,3</sup>Department of Chemistry, J.N.V.U, Jodhpur, Rajasthan, India.

<sup>2</sup>Department of Chemistry, Lachoo Memorial College of Science and Technology, Jodhpur, Rajasthan, India.

\*Corresponding author E-mail: rajpurohitsangeeta94@gmail.com

<http://dx.doi.org/10.13005/ojc/390422>

(Received: June 03, 2023; Accepted: July 29, 2023)

### ABSTRACT

Several novel 1,3,4-oxadiazole compounds were synthesized for this investigation. NMR and IR spectrum analysis as well as carbon, hydrogen, and nitrogen studies were used to characterize these novel synthesized compounds. Antibacterial and antifungal tests were conducted on all of the newly synthesized compounds. *Staphylococcus aureus* and *Bacillus subtilis*, both Gram+ve bacteria, and *Escherichia coli* and *Pseudomonas aureginosa*, both Gram-ve bacteria, were utilised in antibacterial studies. *Aspergillus niger* and *Candida albicans* were used to test the efficacy of antifungal treatments. Ciprofloxacin and fluconazole were utilized as reference medications in antibacterial and antifungal research, respectively. The inhibitory effects ranged from mild to strong across all of the substances. The results of the screenings showed that several of the compounds had stronger antibacterial and antifungal properties than the standard medicines.

**Keywords:** Oxidiazole, Antibacterial, Antifungal.

### INTRODUCTION

Oxadiazoles, sometimes known as furadiazoles are compounds with a five-membered ring consisting of one oxygen and two nitrogen atoms<sup>1,2</sup>. Oxadiazoles have been shown to have a wide range of beneficial biological effects<sup>3</sup>. By replacing two of the furan's methane (-CH=) groups with pyridine-type nitrogen atoms (-N=), oxadiazole is thought to be the outcome<sup>2</sup>. The synthesis of 1,3,4-oxadiazoles is a topic of much research and discussion. Typically, 1,3,4-oxadiazoles are synthesized by directly annulating hydrazides with methyl ketones. Using K<sub>2</sub>CO<sub>3</sub> as a base was discovered to result in a very effective and unexpected

C-C bond cleavage. It is hypothesized that oxidative breakage of Csp<sup>3</sup>-H bonds occurs first, then cyclization, and finally deacylation, in this process<sup>4</sup>. Antimicrobial<sup>5</sup>, anti-inflammatory<sup>6</sup>, antibacterial<sup>7</sup>, anticancer<sup>8</sup>, antifungal<sup>9</sup>, tuberculostatic<sup>10</sup>, analgesic<sup>11</sup>, vasodilating agent<sup>12</sup>, anti-HIV agent<sup>13</sup> and anti-hypertensive<sup>14,15</sup> properties have been found for 1,3,4-oxadiazoles and their derivatives in recent investigations. In addition, amino compounds are widely used as a class of drugs with antibacterial and germicidal properties. Keeping the above in mind, it was proposed that a few substituted oxadiazoles derivatives produced from amino acid moieties may be synthesized. The synthesized chemicals were tested for their ability to kill bacteria and fungi.



## MATERIALS AND METHODS

Both the reagents and the solvents were obtained from commercial sources. The open capillary technique was used to get all of the melting points, without any adjustments being made. Recrystallization was used to improve the quality of the final products. Thin films mounted on KBr pellets were used to capture IR spectra using a PERKIN ELMER FT-IR Spectrophotometer. Chloroform was used to collect  $^1\text{H}$ NMR spectra by using Bruker NMR instrument, and the resulting chemical shift values are presented in ppm with respect to TMS ( $\delta=0$ ) as the internal standard.

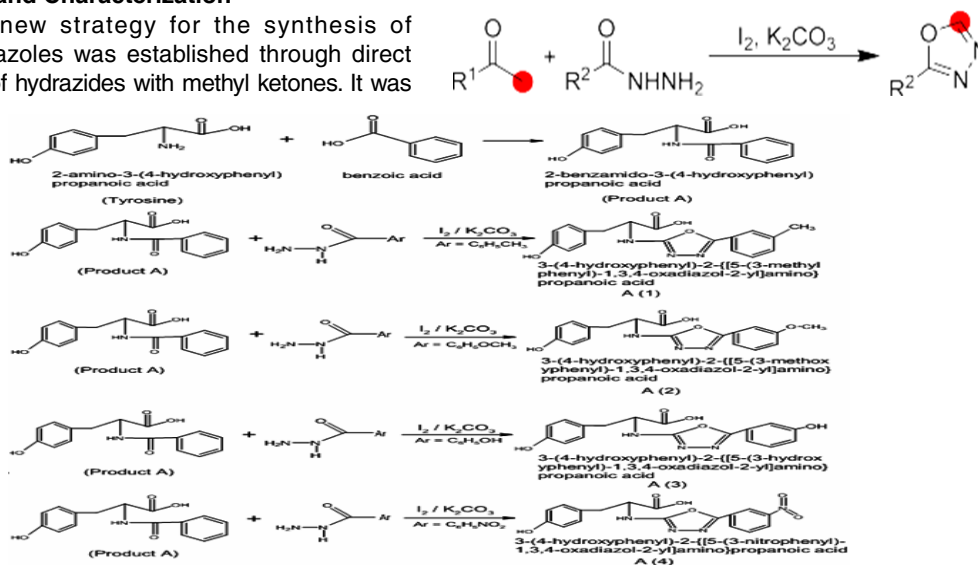
## EXPERIMENTAL

### Synthesis and Characterization

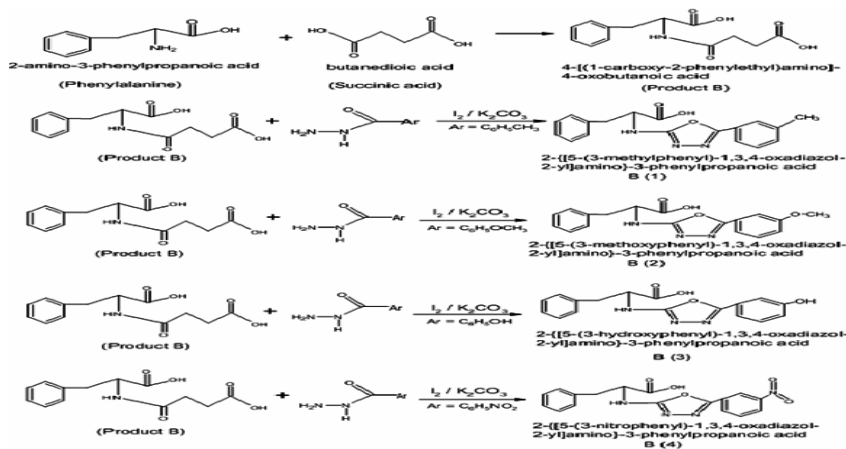
A new strategy for the synthesis of 1,3,4-oxadiazoles was established through direct annulation of hydrazides with methyl ketones. It was

found that the use of  $\text{K}_2\text{CO}_3$  as a base achieves an unexpected and highly efficient C–C bond cleavage. This reaction is proposed to go through oxidative cleavage of Csp $^3$ –H bonds, followed by cyclization and deacylation<sup>4</sup>.

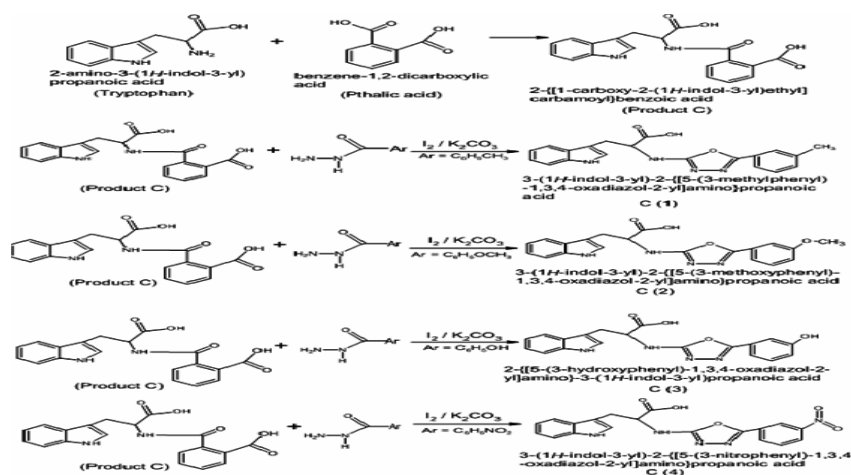
Three aromatic amino acids named Tyrosine, Phenylalanine and Tryptophan were used to synthesis of amino acid derivatives of 1,3,4-oxadiazoles. In first step acylation of amino acid has been done by using different organic acids named benzoic acid, succinic acid and phthalic acid. In second step acylated product reacted with differently substituted hydrazides in presence of 3.0 equiv  $\text{K}_2\text{CO}_3$  over 20 h using 2.5 equiv of  $\text{I}_2$  at  $100^\circ\text{C}$  in DMSO which results in the formation of various 1,3,4-oxadiazole derivatives.



Scheme 1. By using Tyrosine and Benzoic acid



Scheme 2. By using Phenylalanine and Succinic acid



Scheme 3. By using Tryptophan and Phthalic acid

In all total 12 derivatives were formed A (1-4), B (1-4) and C (1-4).

### 3-(4-hydroxyphenyl)-2-[[5-(3-methylphenyl)-1,3,4-oxadiazol-2-yl]amino]propanoic acid (A 1)

Yield 88.89%, m.p.-605.81°C, Mol. Wt. 339.35, IR ( $\text{cm}^{-1}$ )-2800.82(-NH) stretching, 2779.1-(Ar-CH) stretching, 1716.17-(C=O) stretching, 1699.09-(C=N) stretching, 1692.32-(ArC=C) stretching, 1561.83(-NH) bent, 1145.81-(C-N) stretching,  $^1\text{H-NMR}$  ( $\text{CDCl}_3$ , 500 MHz, ppm): 7.02 (2 CH), 7.02 (3 CH), 6.73 (4 CH), 6.73 (5 CH), -0.86 (15 OH), 2.73 (8a  $\text{CH}_2$ ), 3.16 (8b  $\text{CH}_2$ ), 4.49 (9 CH), -1.99 (10 NH), 9.61 (13 OH), 2.33 (19  $\text{CH}_3$ ), Anal. calcd. for  $\text{C}_{17}\text{H}_{15}\text{N}_3\text{O}_5$ : N, 12.38; H, 5.05; C, 63.71; O, 18.86.

### 3-(4-hydroxyphenyl)-2-[[5-(3-methoxyphenyl)-1,3,4-oxadiazol-2-yl]amino]propanoic acid (A2)

Yield 79.84%, m. p.-628.04°C, Mol. Wt. 355.34, IR ( $\text{cm}^{-1}$ )-2822.38(-NH) stretching, 2775.19-(Ar-CH) stretching, 1711.42-(C=O) stretching, 1692.56-(C=N) stretching, 1676.79-(Ar C=C) stretching, 1553.59(-NH) bent, 1182.17-(C-O-C) stretching, 1141.64-(C-N) stretching,  $^1\text{H-NMR}$  ( $\text{CDCl}_3$ , 500 MHz, ppm): 3.8 (1  $\text{CH}_3$ ), 6.93 (3 CH), 7.17 (4 CH), 7.37 (5 CH), 7.37 (5 CH), 7.18 (7 CH), 7.07 (10 CH), 7.07 (11 CH), 6.85 (12 CH), 6.85 (13 CH), 3.37 (7 OH), 2.95 (16a  $\text{CH}_2$ ), 3.17 (16b  $\text{CH}_2$ ), 4.43 (17 CH), -3.42 (18 NH), 9.54 (21 OH), Anal. calcd. for  $\text{C}_{18}\text{H}_{17}\text{N}_3\text{O}_5$ : N, 11.83; H, 4.82; C, 60.84; O, 22.51.

### 3-(4-hydroxyphenyl)-2-[[5-(3-hydroxyphenyl)-1,3,4-oxadiazol-2-yl]amino]propanoic acid (A3)

Yield 81.79%, m. p.-693.74°C, Mol. Wt. 341.32, IR ( $\text{cm}^{-1}$ )-3021.34(-OH) stretching, 2811.74-

(-NH) stretching, 2769.17-(Ar-CH) stretching, 1781.42-(C=O) stretching, 1691.48-(C=N) stretching, 1644.79-(Ar C=C) stretching, 1551.49(-NH) bent, 1139.17-(C-N) stretching,  $^1\text{H-NMR}$  ( $\text{CDCl}_3$ , 500 MHz, ppm): 6.97 (2 CH), 6.97 (3 CH), 6.72 (4 CH), 6.72 (5 CH), 3.49 (7 OH), 3.12 (8a  $\text{CH}_2$ ), 2.92 (8b  $\text{CH}_2$ ), 4.52 (9 CH), -3.37 (10 NH), 9.67 (13 OH), 3.88 (25 OH), Anal. calcd. for  $\text{C}_{17}\text{H}_{15}\text{N}_3\text{O}_5$ : N, 12.31; H, 4.43; C, 59.82; O, 23.44.

### 3-(4-hydroxyphenyl)-2-[[5-(3-nitrophenyl)-1,3,4-oxadiazol-2-yl]amino]propanoic acid (A 4)

Yield 71.74%, m. p.-738.15°C, Mol. Wt. 370.32, IR ( $\text{cm}^{-1}$ )-2872.86(-NH) stretching, 2797.68- (Ar-CH) stretching, 1738.52-(C=O) stretching, 1699.9-(C=N) stretching, 1679.32-(Ar C=C) stretching, 1549.49(-NH) bent, 1451.16-( $\text{NO}_2$ ) stretching, 1153.18-(C-N) stretching,  $^1\text{H-NMR}$  ( $\text{CDCl}_3$ , 500 MHz, ppm): 7.04 (2 CH), 7.04 (3 CH), 6.75 (4 CH), 6.75 (5 CH), 3.26 (7 OH), 3.18 (8a  $\text{CH}_2$ ), 2.85 (8b  $\text{CH}_2$ ), 4.5 (9 CH), -2.03 (10 NH), 9.7 (13 OH), Anal. calcd. for  $\text{C}_{17}\text{H}_{14}\text{N}_4\text{O}_6$ : N, 15.13; H, 3.81; C, 55.14; O, 25.92.

### 2-[[5-(3-methylphenyl)-1,3,4-oxadiazol-2-yl]amino]-3-phenylpropanoic acid (B1)

Yield 81.79%, m. p.-494.09°C, Mol. Wt. 323.35, IR ( $\text{cm}^{-1}$ )-2779.46(-NH) stretching, 2769.43-(Ar-CH) stretching, 1710.62-(C=O) stretching, 1698.96-(C=N) stretching, 1686.01-(Ar C=C) stretching, 1551.89(-NH) bent, 1141.02-(C-N) stretching,  $^1\text{H-NMR}$  ( $\text{CDCl}_3$ , 500 MHz, ppm): 7.16 (2 CH), 7.16 (3 CH), 7.24 (4 CH), 7.24 (5 CH), 7.14 (6 CH), 3.17 (7a  $\text{CH}_2$ ), 2.97 (7b  $\text{CH}_2$ ), 4.43 (8 CH), -3.61 (9 NH), 9.66 (12 OH), 2.33 (18  $\text{CH}_3$ ), Anal. calcd. for  $\text{C}_{18}\text{H}_{17}\text{N}_3\text{O}_3$ : N, 13.00; H, 5.30; C, 66.86; O, 14.84.

**2-[[5-(3-methoxyphenyl)-1,3,4-oxadiazol-2-yl]amino]-3-phenylpropanoic acid (B2)**

Yield 69.75%, m. p.-516.32°C, Mol. Wt. 339.35, IR (cm<sup>-1</sup>)-2772.07.34(-NH) stretching, 2765.55-(Ar-CH) stretching, 1711.73-(C=O) stretching, 1692.0-(C=N) stretching, 1578.9-(Ar C=C) stretching, 1556.13(-NH) bent, 1186.57-(C-O-C) stretching, 1146.12-(C-N) stretching, <sup>1</sup>H-NMR (CDCl<sub>3</sub>, 500 MHz, ppm): 3.79 (1 CH<sub>3</sub>), 6.99 (3 CH), 7.15 (4 CH), 7.43 (5 CH), 7.1 (7 CH), 7.12 (10 CH), 7.12 (11 CH), 7.21 (12 CH), 7.21 (13 CH), 7.21 (14 CH), 3.18 (15a CH<sub>2</sub>), 2.97 (15b CH<sub>2</sub>), 4.49 (16 CH), -3.71 (17 NH), 9.63 (20 OH), Anal. calcd. for C<sub>18</sub>H<sub>17</sub>N<sub>3</sub>O<sub>4</sub>:N, 12.38; H, 5.05; C, 63.71; O, 18.86.

**2-[[5-(3-hydroxyphenyl)-1,3,4-oxadiazol-2-yl]amino]-3-phenylpropanoic acid (B3)**

Yield 91.05%, m. p.-582.02°C, Mol. Wt. 325.32, IR (cm<sup>-1</sup>)-2799.11(-OH) stretching, 2792.46(-NH) stretching, 2771.13-(Ar-CH) stretching, 1715.09-(C=O) stretching, 1696.92-(C=N) stretching, 1573.36-(Ar C=C) stretching, 1544.89(-NH) bent, 1150.9-(C-N) stretching, <sup>1</sup>H-NMR (CDCl<sub>3</sub>, 500 MHz, ppm): 7.15 (2 CH), 7.15 (3 CH), 7.23 (4 CH), 7.23 (5 CH), 7.13 (6 CH), 3.16 (7a CH<sub>2</sub>), 2.96 (7b CH<sub>2</sub>), 4.42 (8 CH), -3.67 (9 NH), 9.67 (12 OH), 3.93 (24 OH), Anal. calcd. for C<sub>17</sub>H<sub>15</sub>N<sub>3</sub>O<sub>4</sub>:N, 12.92; H, 4.65; C, 62.76; O, 19.67.

**2-[[5-(3-nitrophenyl)-1,3,4-oxadiazol-2-yl]amino]-3-phenylpropanoic acid (B 4)**

Yield 69.95%, m. p.-626.43°C, Mol. Wt. 354.32, IR (cm<sup>-1</sup>)-2857.87(-NH) stretching, 2769.48-(Ar-CH) stretching, 1711.93-(C=O) stretching, 1695.56-(C=N) stretching, 1577.64-(Ar C=C) stretching, 1546.5(-NH) bent, 1441.39-(NO<sub>2</sub>) stretching, 1140.63-(C-N) stretching, <sup>1</sup>H-NMR (CDCl<sub>3</sub>, 500 MHz, ppm): 7.17 (2 CH), 7.17 (3 CH), 7.24 (4 CH), 7.24 (5 CH), 7.14 (6 CH), 3.27 (7a CH<sub>2</sub>), 2.74 (7b CH<sub>2</sub>), 4.35 (8 CH), -3.67 (9 NH), 9.66 (12 OH), Anal. calcd. for C<sub>17</sub>H<sub>14</sub>N<sub>4</sub>O<sub>5</sub>:N, 15.81; H, 3.98; C, 57.63; O, 22.58.

**3-(1H-indol-3-yl)-2-[[5-(3-methylphenyl)-1,3,4-oxadiazol-2-yl]amino]propanoic acid (C 1)**

Yield 76.91%, m. p.-634.51°C, Mol. Wt. 362.38, IR (cm<sup>-1</sup>)-2821.34(-NH) stretching, 2779.57-(Ar-CH) stretching, 1711.62-(C=O) stretching, 1693.59-(C=N) stretching, 1674.39-(Ar C=C) stretching, 1559.59(-NH) bent, 1143.14-(C-N) stretching, <sup>1</sup>H-NMR (CDCl<sub>3</sub>, 500 MHz, ppm): 7.21 (3 CH), 7.23 (4 CH), 7.19 (5 CH), 7.21 (6 CH), 6.97 (8 CH), 7.33 (9 NH), 3.08 (10a CH<sub>2</sub>), 3.34 (10b CH<sub>2</sub>),

4.5 (11 CH), 18.17 (14 OH), -2.89 (15 NH), 2.32 (21 CH<sub>3</sub>) Anal. calcd. for C<sub>20</sub>H<sub>18</sub>N<sub>4</sub>O<sub>3</sub>:N, 15.46; H, 5.01; C, 66.29; O, 13.25.

**3-(1H-indol-3-yl)-2-[[5-(3-methoxyphenyl)-1,3,4-oxadiazol-2-yl]amino]propanoic acid (C2)**

Yield 86.27%, m. p.-648.46°C, Mol. Wt. 378.38, IR (cm<sup>-1</sup>)-2832.38(-NH) stretching, 2773.36-(Ar-CH) stretching, 1711.9-(C=O) stretching, 1688.95-(C=N) stretching, 1675.69-(Ar C=C) stretching, 1562.77(-NH) bent, 1182.91-(C-O-C) stretching, 1143.9-(C-N) stretching, <sup>1</sup>H-NMR (CDCl<sub>3</sub>, 500 MHz, ppm): 3.8 (1 CH<sub>3</sub>), 7.21 (4 CH), 7.23 (5 CH), 7.19 (6 CH), 7.21 (7 CH), 6.97 (9 CH), 7.33 (10 NH), 3.34 (11a CH<sub>2</sub>), 3.08 (11b CH<sub>2</sub>), 4.5 (12 CH), 18.13 (15 OH), -2.89 (16 NH), Anal. calcd. for C<sub>20</sub>H<sub>18</sub>N<sub>4</sub>O<sub>4</sub>:N, 14.81; H, 4.79; C, 63.48; O, 16.91.

**2-[[5-(3-hydroxyphenyl)-1,3,4-oxadiazol-2-yl]amino]-3-(1H-indol-3-yl)propanoic acid (C3)**

Yield 68.72%, m. p.-636.43°C, Mol. Wt. 364.35, IR (cm<sup>-1</sup>)-3393.49(-OH) stretching, 2828.65(-NH) stretching, 2772.68-(Ar-CH) stretching, 1712.29-(C=O) stretching, 1687.4-(C=N) stretching, 1672.42-(Ar C=C) stretching, 1547.73(-NH) bent, 1133.05-(C-N) stretching, <sup>1</sup>H-NMR (CDCl<sub>3</sub>, 500 MHz, ppm): 7.21 (3 CH), 7.23 (4 CH), 7.19 (5 CH), 7.21 (6 CH), 6.97 (8 CH), 7.33 (9 NH), 3.08 (10a CH<sub>2</sub>), 3.34 (10b CH<sub>2</sub>), 4.5 (11 CH), 18.21 (14 OH), -2.89 (15 NH), 3.62 (27 OH), Anal. calcd. for C<sub>19</sub>H<sub>16</sub>N<sub>4</sub>O<sub>4</sub>:N, 15.38; H, 4.43; C, 62.63; O, 17.56.

**3-(1H-indol-3-yl)-2-[[5-(3-nitrophenyl)-1,3,4-oxadiazol-2-yl]amino]propanoic acid (C4)**

Yield 78.63%, m. p.-658.09°C, Mol. Wt. 393.35, IR (cm<sup>-1</sup>)-2838.89(-NH) stretching, 2773.79-(Ar-CH) stretching, 1712.27-(C=O) stretching, 1695.04-(C=N) stretching, 1674.96-(Ar C=C) stretching, 1555.49(-NH) bent, 1441.23-(NO<sub>2</sub>) stretching, 1143.14-(C-N) stretching, <sup>1</sup>H-NMR (CDCl<sub>3</sub>, 500 MHz, ppm): 7.35 (3 CH), 7.21 (4 CH), 7.2 (5 CH), 7.2 (6 CH), 6.96 (8 CH), 7.26 (9 NH), 3.37 (10a CH<sub>2</sub>), 3.03 (10b CH<sub>2</sub>), 4.48 (11 CH), 16.7 (14 OH), -3.29 (15 NH), Anal. calcd. for C<sub>19</sub>H<sub>15</sub>N<sub>5</sub>O<sub>5</sub>:N, 17.80; H, 3.84; C, 58.01; O, 20.34.

**Antimicrobial Evaluation**

For antibacterial investigations, two *Gram+ve* i.e. *Staphylococcus aureus* and *Bacillus subtilis* while, two *Gram-ve* bacteria i.e. *Escherichia coli* and *Pseudomonas aureginosa* were used. Two fungal species

i.e. *Aspergillus niger* and *Candida albicans* were taken for antifungal examinations. The concentrations 100 µg/mL of the compounds were used. For antibacterial and antifungal studies, Ciprofloxacin and Fluconazole were used as standard drugs separately. The 20 µg/mL of concentration of each standard drug was used.

**Table 1: Antibacterial activity of oxadiazole derivatives (Zone of inhibition, ZOI and %inhibition)**

S. No	Compound code	<i>S. aureus</i>			<i>B. subtilis</i>			<i>E. coli</i>			<i>P. aureginosa</i>		
		ZOI±SD	%Inhib	t-value#	ZOI±SD	%Inhib	t-value#	ZOI±SD	%Inhib	t-value#	ZOI±SD	%Inhib	t-value#
1	A (1)	18.83±0.80	93.4	2.728	19.91±1.07	91.8	2.774	18.10±0.60	81.1	9.670*	14.27±0.62	70.2	15.52*
2	A (2)	14.17±0.81	70.3	12.08*	15.10±0.40	69.7	24.12*	14.20±0.70	63.6	18.58*	12.33±0.52	60.6	23.65*
3	A (3)	18.33±1.53	90.9	2.047	19.93±1.15	92	2.561	18.87±1.53	83.6	3.848*	14.33±0.70	70.5	13.85*
4	A (4)	12.67±0.58	62.8	20.03*	13.83±0.25	63.8	38.41*	11.67±0.42	52.3	24.07*	11.00±0.40	54.1	33.49*
5	B (1)	18.70±0.87	92.7	2.776	20.50±0.70	94.6	2.726	20.00±1.07	89.6	2.594	18.87±0.93	92.8	2.611
6	B (2)	18.80±0.86	93.2	2.615	20.13±0.95	92.9	2.715	16.87±0.66	75.5	13.12*	15.60±0.67	76.7	11.34*
7	B (3)	19.17±0.62	95	2.53	20.15±0.95	92.9	2.68	15.73±0.62	70.4	16.70*	12.43±0.70	61.1	18.24*
8	B (4)	12.07±0.36	59.8	30.35*	13.27±0.42	61.2	29.77*	12.77±0.35	57.2	36.43*	13.33±0.45	65.6	23.10*
9	C (1)	12.27±0.58	60.8	21.10*	13.53±0.29	62.4	36.82*	11.80±0.60	52.8	27.37*	9.33±0.33	45.9	44.68*
10	C (2)	11.47±0.65	56.9	21.17*	13.87±0.25	64	38.21*	11.43±0.42	51.2	36.99*	10.91±0.37	53.7	35.62*
11	C (3)	18.95±0.73	94	2.69	20.10±0.95	92.8	2.768	17.27±1.53	77.3	5.628*	18.70±1.20	91.9	2.295
12	C (4)	18.87±0.81	93.5	2.617	20.17±0.91	93.1	2.753	20.90±0.90	93.6	2.619	18.97±0.81	93.3	2.759
13	Cipro	20.17±0.29	100	0.000	21.67±0.25	100	0.000	22.33±0.29	100	0.000	20.33±0.27	100	0.000
14	DMF	-	-	-	-	-	-	-	-	-	-	-	-

**Table 2: Antifungal activity of oxadiazole derivatives (Zone of inhibition, ZOI and % inhibition)**

S. No	Compound	<i>A. niger</i>			<i>C. albicans</i>		
		ZOI±SD	%Inhib	t-value#	ZOI±SD	%Inhib	t-value#
1	A (1)	16.27±0.66	71.3	15.40*	15.33±0.75	63	15.60*
2	A (2)	11.10±0.70	48.6	26.25*	12.17±0.66	50	22.56*
3	A (3)	11.33±0.96	49.6	19.62*	10.50±0.40	43.2	31.04*
4	A (4)	9.83±0.81	43.1	25.74*	9.50±0.70	39	26.70*
5	B (1)	15.63±0.25	68.5	30.12*	16.20±0.27	66.6	19.75*
6	B (2)	12.50±0.41	54.8	34.00*	14.43±0.66	59.3	18.37*
7	B (3)	13.40±0.29	58.7	37.18*	13.27±0.81	54.5	18.33*
8	B (4)	20.50±1.50	89.8	2.628	21.93±1.53	90.1	2.495
9	C (1)	21.33±0.91	93.4	2.633	22.55±0.95	92.7	2.665
10	C (2)	20.45±1.45	89.6	2.772	22.07±1.15	90.7	2.636
11	C (3)	15.50±0.30	67.9	28.47*	14.73±0.66	60.5	17.81*
12	C (4)	12.43±0.33	54.4	38.60*	13.57±0.81	55.8	17.84*
13	Fluconazole	22.83±0.33	100	0.000	24.33±0.66	100	0.000
14	DMF	-	-	-	-	-	-

## RESULTS AND DISCUSSION

The primary focus of this study was the synthesis of a number of substituted 1,3,4-oxadiazole derivatives (Scheme 1, 2, and 3). Excellent yields of 60-90% were obtained for all of the synthesized compounds. Spectroscopic (IR and <sup>1</sup>H-NMR) approaches were used to verify the structures of all freshly synthesized derivatives. All synthesized derivatives had analytical and spectral data that agreed completely with their postulated structures. Antibacterial and antifungal properties were tested for all synthesized compounds. The inhibitory

effects ranged from mild to strong across all of the substances. From what we can tell from the screening findings, several of these compounds have far stronger antibacterial and antifungal properties than the standard medications.

When compared to ciprofloxacin, the inhibitory activity of compounds A(1), A(3), B(1), B(2), B(3), C(3), and C(4) was shown to be between 75% and 95% more effective against *Staphylococcus aureus* and *Bacillus subtilis*. The inhibitory effects of compounds A(2) were moderate, at 65-74%, while those of compounds A(4), B(4), C(1), and C(2) were weak, at 50-64%.

Inhibitory action against *Escherichia coli* was increased by 75-95% when comparing compounds A(1), A(3), B(1), B(2), C(3), and C(4) to Ciprofloxacin. Compound B(3) exhibited moderate activity (66-77 percent inhibition), whereas compounds A(2), A(4), B(4), C(1), and C(2) all shown inhibitory effects in the 50-64 percent range.

Inhibitory activity against *Pseudomonas aeruginosa* was greatest for compounds B(1), B(2), C(3), and C(4) (Table 1), whereas the other compounds exhibited moderate to weak activity.

*Aspergillus niger* and *Candida albicans* were shown to be susceptible to killing by some of the chemicals in the aforementioned series. Compounds B(4), C(1), and C(2) showed the

greatest effectiveness (75-95% inhibition). Inhibition rates between 50% and 74% were observed with other drugs against the aforementioned fungal species (Table 2).

According to the results shown above, antimicrobial activity are modified by the presence of a heterocyclic nucleus.

#### ACKNOWLEDGEMENT

We are thankful to HOD, Chemistry, Lachoo Memorial College, Jodhpur, India for providing us with valuable lab facilities to conduct our research work.

#### Conflict of interest

The authors declare no conflict of interest in the present work.

#### REFERENCES

1. Sengupta P.; Mal M.; Mandal S.; Singh J.; Maity T. K., *Iran. J. Pharma. Therap.*, **2008**, 7(2), 165.
2. Bhardwaj N.; Saraf S. K.; Sharma P.; Kumar P.; *E-J. Chem.*, **2009**, 6(4), 1133.
3. Kadi A. A.; El-Brollosy N. R.; Al-Deeb O. A.; Habib E. E.; Ibrahim T. M.; El-Emam A. A., *Eur. J. Med. Chem.*, **2007**, 42(2), 235.
4. Gao Q.; Liu S.; Wu X.; Zhang J.; Wu A., *Org. Lett.*, **2015**, 17, 2960.
5. Ingole S. P.; Mohane S. R.; Berad B. N., *Asian J. Chem.*, **2007**, 19, 2683.
6. Amir M.; Javed S. A.; Kumar H., *Ind. J. Chem.*, **2007**, 46B, 1014.
7. Siddiqui N.; Khan S. A.; Bhat M. A., *Ind. J. Het. Chem.*, **2005**, 14, 271.
8. Shivarama H. B.; Poojary K. N.; Subrahmanya B. K.; Ashok M.; Poojary B., *Ind. J. Chem.*, **2005**, 44B, 1669.
9. Mishra A.; Singh D. V.; Mishra R. M., *Ind. J. Het. Chem.*, **2005**, 14, 289.
10. Franski R., *Asian J. Chem.*, **2005**, 17, 2063.
11. Reddy V. M.; Reddy P. S.; Reddy P. C.; Ratmanc V., *Ind. J. Het. Chem.*, **1997**, 7, 17.
12. Schlecker R.; Thieme P. C., *Tetrahedron.*, **1988**, 44, 3289.
13. Erik S.; Srinivas O.; Kavya R.; Neamati N., *Retrovirology*, 2009, 6, 25.
14. Partyka R. A.; Crenshaw R. R. U. S., Pat., 1977, 4001238.
15. Vardan S.; Mookherjee S.; Eich R., *Clin. Pharm. Therp.*, 1983, 34(3), 290.