



## Catalyst-free Multicomponent Synthesis of Novel Chromene Carbonitriles from Pyrazole Aldehydes using Ethanol

SELVARAJ JAYANTHI<sup>1</sup>, THANGARAJAN SUGUMARAN<sup>2</sup>, PERIYASAMY MONISHA<sup>1</sup>,  
KITTAPPA GUNASUNDARI<sup>1</sup>, MOORTHY VETRISELVAN<sup>1</sup>, MANICKAM PRAMESH<sup>1</sup>  
and RAGUNATHAN VENKATACHALAM<sup>1\*</sup>

<sup>1</sup>Department of Chemistry, A.V.V.M. Sri Pushpam College, (Affiliated to Bharathidasan University), Poondi-613503, Tamil Nadu, India.

<sup>2</sup>Associate Professor of Chemistry, Ayya Nadar Janaki Ammal College, Sivakasi (Affiliated to Madurai Kamaraj University), Tamil Nadu 626123, India.

\*Corresponding author E-mail: mprameshchemistry@gmail.com

<http://dx.doi.org/10.13005/ojc/380510>

(Received: July 19, 2022; Accepted: September 22, 2022)

### ABSTRACT

A catalyst-free synthetic strategy to chromene carbonitriles by Multi-Component reaction of pyrazole aldehydes, 5,5-dimethylcyclohexane-1,3-dione and malononitrile with ethanol, at room temperature is reported. Screening of solvents and purification of the compounds were also performed. The newly synthesized novel compound's (4H-chromene-3-carbonitriles) structures were authenticated by the spectral techniques viz. (<sup>1</sup>H, <sup>13</sup>C) Nuclear Magnetic Resonance, FT-IR, and LC-MS analysis.

**Keywords:** 4H-chromene-3-carbonitrile, Multicomponent, Catalyst-free, Ethanol, Multi-Drug Resistant, RT-Room Temperature, Tetra Methyl Silane, Ethyl Acetate, Petroleum Ether.

### INTRODUCTION

Multi-drug resistant varieties of many pathogens threaten health as well as economy. Ugi-Multicomponent Reaction has played a vital part in pharmaceutical chemistry. Traditional Ugi-MCRs provide one-step synthesis of molecules with peptide core. Ugi-MCRs with a number of modifications were made available which enabled medicinal chemists to design diverse molecular scaffolds and have enlarged its application in modern drug evolution tremendously. The multicomponent reaction's applications in drug design like molecules were notable<sup>1-3</sup>. MCRs also play a vital role in agrochemical

industries. Several studies have revealed the importance of innovative synthetic organic methods via one-pot multi-component reactions (MCRs)<sup>4</sup>. Simple protocols, environmentally friendly principles, usage of readily available low-cost reactants and greater product yields were the advantages of one-pot synthesis compared to conventional multistep synthesis<sup>5</sup>. These reactions enable the production of variety of heterocyclic compounds without the necessity for isolation of intermediates<sup>6</sup>. Reduced reaction time, simple workup method, greater selectivity, high atom economy and the ability to employ green solvents are all the added advantages of MCRs<sup>7</sup>.



The vast majority of marketed pharmaceuticals contain heterocycles as common fragments and hence heterocycles play essential role in modern drug synthesis. They played a crucial influence in the contemporary organic synthesis development. Heterocycles were largest diverse class of synthesized compounds with notable biomedical, commercial and chemical uses. Large number of natural products, diverse drugs and biologically active substances contain heterocycles in their structures. Considering the importance of heterocycles, substantial attentions were paid to strategize various eminent methods for their synthesis. Heterocyclic chemistry has its origin in organic synthesis and medicinal chemistry<sup>8</sup>.

Chromenes were a group of heterocycles containing oxygen atom, bicyclic, formed by fusion of a pyran ring with that of a benzene ring. They were most common types of naturally occurring heterocyclic compounds with diverse spectrum of biological activities. They were found in plants, bacteria, fungi and animals. Chromenes were important cores in medicinal chemistry, since they exhibit a myriad of biological activities like  $\beta$ -secretase inhibition, anti-dyslipidemic and anti-neoplastic behaviour. Chemotherapeutic chromenes such as EPC2407, LY290181 and LY290191 are well known for their anticancer activities<sup>9</sup>.

4-Aryl-4*H*-Chromene possessed ER-antagonists activity against MCF-7 cell line<sup>10</sup> and phenyl benzo[h]chromene have shown inhibitory activation against tumour cell lines<sup>11</sup>. Bis chromene derivatives were prepared and their anti-influenza virus activities were studied<sup>12</sup>.

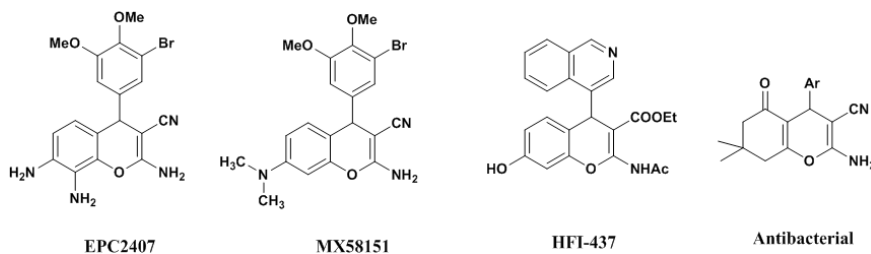


Fig. 1. Biologically Active 4*H*-Chromenes

## EXPERIMENTAL MATERIAL AND METHODS

### Chemicals and reagents

The chemicals involved in the reaction were

2-aryl-4*H*-chromene was prepared and its prominent  $\alpha$ -glucosidase inhibitory activities were studied<sup>13</sup>. 2-Amino-4*H*-Chromenes possess a broad range of medicinal activities<sup>14</sup>. Vinyl-2*H*-chromene-3-carbonitriles, prepared by Knoevenagel condensation were found to have enhanced optical properties and could be used as dyes<sup>15</sup>. Optically active nitro-2*H*-chromenes containing best antibacterial properties were reported<sup>16</sup>. 4*H*-chromene-3-carboxylates were synthesized and their potential elastase inhibitory action was found to be predominant<sup>17</sup>.

Various catalysts were utilized in the synthesis of chromenes over the past few decades and are as follows, Fe<sub>3</sub>O<sub>4</sub> nanoparticles<sup>18</sup>, L-Proline<sup>19</sup>, DABCO<sup>20</sup>, Bi-functional organocatalysts 1-[(3,5-bis(tri-fluoromethyl)phenyl)]thiourea<sup>21</sup>, squaramide organocatalysts by Tandem-Michael cyclization<sup>22</sup>, tandem Michael-asymmetric reaction using chiral squaramide catalyst<sup>23</sup>, morpholine<sup>24</sup>, TMEDA<sup>25</sup>, L-cysteine functionalized magnetic nanoparticles (LCMNP)<sup>26</sup>, meglumine<sup>27</sup>, Catalyst-free synthesis under ultrasound irradiation<sup>28</sup>, NaOtBu<sup>29</sup>, CuFe<sub>2</sub>O<sub>4</sub> nanocatalyst<sup>30</sup>, Na<sub>2</sub>CO<sub>3</sub><sup>31</sup>, piperidine<sup>32</sup>, chitosan catalysed microwave assisted<sup>33</sup>, eco-friendly synthesis under ultrasonication<sup>34</sup>, Polystyrene-supported p-toluene sulfonic acid<sup>35</sup> and K<sub>2</sub>CO<sub>3</sub><sup>36</sup>.

The lack of literatures with synthesis of chromene cores imbibing pyrazole aldehydes have been the driving force for the synthesis of these compounds. In our aim to build a novel library of biologically active targets, we discuss the catalyst-free, one-step, three-component synthesis of functionalized chromene carbonitriles process in RT.

bought from Sigma-Aldrich (U.S.A).

Pre-coated aluminium sheets of silica gel [CCM Gel de silica 60 F254-0.2mm thickness (Merck, Germany)] was utilized to perform analytical

T.L Chromatography. Silica gel of 230-400 mesh size (Merck, India) was used for performing column chromatography.

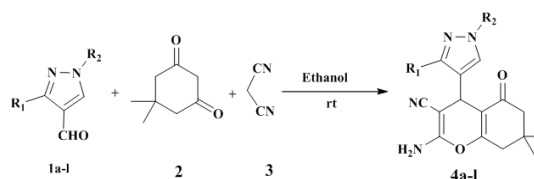
### Analytical equipment

FT-IR spectra were recorded with a Lambda spectrophotometer. Using DMSO, NMR spectra ( $^1\text{H}$  and  $^{13}\text{C}$ ) of the compounds were acquired at 400MHz and 100MHz respectively with spectrometer of BRUKER Company with TMS as standard. QTRAP system (4000) [LC/MS/MS (UPLC)-hybrid triple quadruple/Linear Ion trap] was used for recording the mass spectra.

### General Procedure-Synthesis of 4-(2-amino-3-cyano-7,7-dimethyl-5-oxo-5,6,7,8-tetrahydro-4H-chrome-4yl)-1-phenyl-1H-pyrazole-3-carboxylates 4a-4l

At room temperature, reaction mixture containing 5,5-dimethylcyclohexane-1,3-dione (0.25 g), malononitrile (0.11 g) and pyrazole aldehyde (0.2 g) was stirred in ethanol(10 mL) for 2 horus. Thin layer chromatographic technique

was used to confirm the reaction progress. Formed precipitate was filtered, purified by column chromatography [20% E.A: 80% P.E mixture] and pure product was obtained.  $^1\text{H}$ ,  $^{13}\text{C}$  NMR, FT--IR and L.C-M.S spectroscopic techniques were utilized to characterize the prepared compounds and results were tabulated 2.



Scheme 1. Synthesis of Chromenes

## RESULTS AND DISCUSSION

Using water, methanol and ethanol, solvent screening was carried out. It was found that, poor yield was obtained in water; better results were obtained while using methanol and excellent yield were seen with ethanol. The obtained results were given in Table 1.

Table 1: Solvent-Screening

Derivatives	Reaction Time (h)	Product Yield (%) <sup>a</sup>		
		Water	Methanol	Ethanol
4a	2.0	45	65	94
4b	2.5	38	60	93
4c	2.0	41	61	95
4d	2.2	45	71	96
4e	2.5	33	55	91
4f	3.5	30	54	89
4g	2.0	32	59	92
4h	2.5	33	55	92
4i	3.0	43	62	94
4j	2.2	34	54	88
4k	2.1	41	60	91
4l	2.2	45	61	92

<sup>a</sup>Isolated yield

The proton NMR spectrum of product-4e shows a 6 protons singlet in 1.36ppm must be due to the presence of two methyl(-CH<sub>3</sub>) group. 2 protons singlet at 2.94ppm was due protons at C-8 position and two protons singlet at 3.40ppm was assigned to C-6 position. 1 proton singlet in 5.11ppm was attributed for chromene [pyran]ring proton C-4 position. The ten protons multiplet at 7.47–7.94ppm was attributed to aromatic protons. The singlet 8.21ppm was assigned to proton of pyrazole ring. Two protons singlet in 9.22ppm

assigned to presence of amine (-NH<sub>2</sub>).

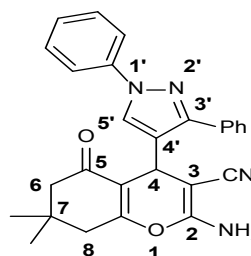
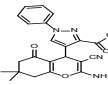
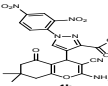
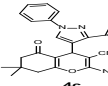
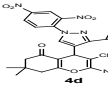
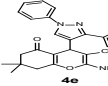
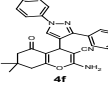
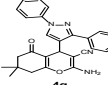
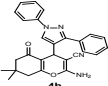
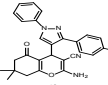
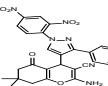
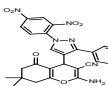
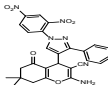


Fig. 1.1 structural diagrams of compound 4e

**Table 2: Preparation of Chromenes (4a-4l)**

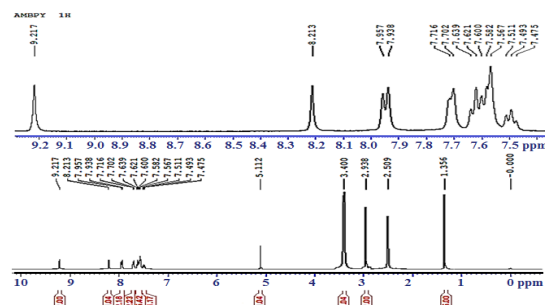
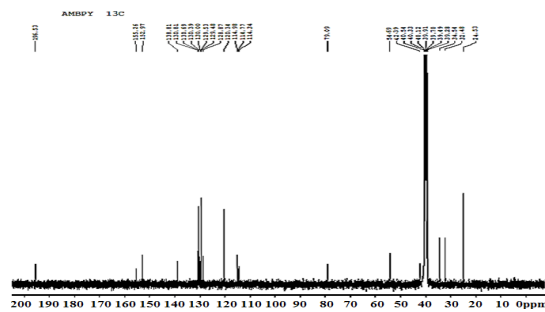
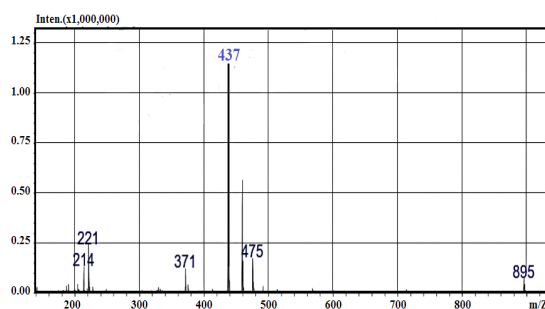
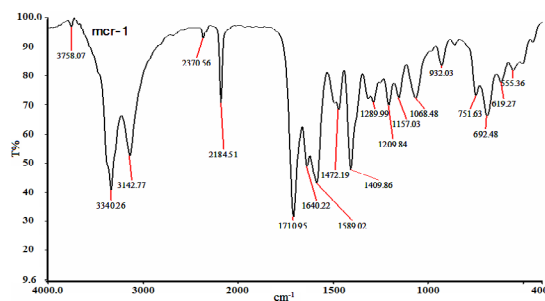
Sr. No	Product (4a-4l) <sup>a</sup>	Yield (%) <sup>b</sup>	Time (h)
1		95	2
2		92	2.5
3		94	2
4		96	2
5		90	2.5
6		88	3
7		92	2
8		90	2.5
9		94	3
10		86	2
11		90	2
12		92	2

<sup>a</sup>All the synthesized compounds were characterized by FTIR, <sup>1</sup>HNMR, <sup>13</sup>CNMR and LC-MS.

<sup>b</sup>Isolated yield after the compounds being purified by column chromatography

In the <sup>13</sup>C NMR spectra, the peaks ranges between 114.3–138.8ppm were because of aromatic ring carbons. Peak in 24.5ppm was attributed for 2 methyl carbon. Peak at 32.5, 34.5, 42.4, 54.7 and 79.1ppm was assigned to C-7, C-4, C-8, C-6

and C-3. Carbon at position 3', 4' and 5' of pyrazole ring are appeared at 153.0, 115.0 and 120.3ppm respectively. The peak at 114.8ppm showed to Carbon of nitrile group. Peak at 155.3ppm was assigned for C-2. Peak at 196.5ppm was due to carbonyl (-C=O) carbon. [M+H]<sup>+</sup> of LC-MS spectrum revealed molecular ion peak at m/z 437.

**Fig. 1. 2. <sup>1</sup>H-NMR spectrum of product 4e****Fig. 1. 3. <sup>13</sup>C-NMR spectrum of product-4e****Fig. 1. 4. LC-MS spectrum of product-4e****Fig. 1. 5. IR spectrum of product-4e**

**Table 3: Molecular mass and Physical properties of synthesized compounds 4a-4l**

Compound	Molecular mass	m/z(m+h) <sup>+</sup>	Colour & appearance	Nature	Retention factor(20% e.A.p.E)
4a	432.89	433	Pale yellow	solid	0.40
4b	522.78	523	Yellow	solid	0.43
4c	418.89	419	Pale yellow	solid	0.38
4d	508.85	509	Dark yellow	solid	0.36
4e	436.89	437	Light yellow	solid	0.41
4f	469.79	471	White	solid	0.39
4g	514.88	515	Pale Orange	solid	0.48
4h	466.96	467	Whitish Orange	solid	0.52
4i	480.86	481	Brownish yellow	solid	0.58
4j	560.77	561	Light Orange	solid	0.42
4k	604.86	605	Pale yellow	solid	0.46
4l	556.95	557	Reddish yellow	solid	0.47

**Table 4: Elemental analysis data for compounds 4a-4l**

Compound	Molecular formula		Elemental analysis					
			% of C	% of H	% of N	% of O	% of Br	% of Cl
4a	C <sub>24</sub> H <sub>24</sub> N <sub>4</sub> O <sub>4</sub>	Calculated	66.65	5.59	12.96	14.80		
		Found	66.62	5.56	12.94	14.74		
4b	C <sub>24</sub> H <sub>22</sub> N <sub>6</sub> O <sub>8</sub>	Calculated	55.17	4.24	16.09	24.50		
		Found	55.13	4.20	16.06	24.44		
4c	C <sub>23</sub> H <sub>22</sub> N <sub>4</sub> O <sub>4</sub>	Calculated	66.02	5.30	13.39	15.29		
		Found	66.00	5.28	13.36	15.27		
4d	C <sub>23</sub> H <sub>20</sub> N <sub>6</sub> O <sub>8</sub>	Calculated	54.33	3.96	16.53	25.17		
		Found	54.29	3.93	16.48	25.14		
4e	C <sub>27</sub> H <sub>24</sub> N <sub>4</sub> O <sub>2</sub>	Calculated	74.29	5.54	12.84	7.33		
		Found	74.22	5.52	12.80	7.28		
4f	C <sub>27</sub> H <sub>23</sub> ClN <sub>4</sub> O <sub>2</sub>	Calculated	68.86	4.92	11.90	6.79		7.53
		Found	68.82	4.87	11.86	6.74		7.49
4g	C <sub>27</sub> H <sub>23</sub> BrN <sub>4</sub> O <sub>2</sub>	Calculated	62.92	4.50	10.87	6.21	15.50	
		Found	62.90	4.46	10.83	6.17	15.38	
4h	C <sub>28</sub> H <sub>26</sub> N <sub>4</sub> O <sub>3</sub>	Calculated	72.09	5.62	12.01	10.29		
		Found	72.10	5.59	12.04	10.18		
4i	C <sub>29</sub> H <sub>28</sub> N <sub>4</sub> O <sub>3</sub>	Calculated	72.48	5.87	11.66	9.99		
		Found	72.42	5.82	11.58	9.92		
4j	C <sub>27</sub> H <sub>21</sub> ClN <sub>6</sub> O <sub>2</sub>	Calculated	57.81	3.77	14.98	17.11		6.32
		Found	57.41	3.72	14.93	17.18		6.46
4k	C <sub>27</sub> H <sub>21</sub> BrN <sub>6</sub> O <sub>6</sub>	Calculated	53.57	3.50	13.88	15.86	13.20	
		Found	53.52	3.48	13.85	15.84	13.19	
4l	C <sub>28</sub> H <sub>24</sub> N <sub>6</sub> O <sub>7</sub>	Calculated	60.43	4.35	15.10	20.12		
		Found	60.41	4.32	15.08	20.10		

**Table 5: Spectral data for newly prepared compounds 4a-4l**

Product	<sup>1</sup> H NMR: 400MHz, DMSO, δppm	<sup>13</sup> C NMR: 100MHz, DMSO, δppm	FT-IR [KBr, cm <sup>-1</sup> ]
4a	1.03(s, 3H), 1.10 (s, 3H), 1.41 (t, 3H, J = 7.2 Hz), 2.19 (s, 2H), 2.44 (s, 2H), 4.36 (q, 2H, J = 7.1 Hz), 4.64 (s, 2H), 4.88 (s, 1H), 7.26-7.71(m, 5H), 7.88 (s, 1H);	14.4, 26.2, 27.5, 28.9, 32.0, 40.6, 50.7, 58.0, 61.1, 61.5, 111.9, 118.9, 120.1, 127.6, 127.9, 128.8, 129.4, 129.9, 139.4, 141.7, 158.2, 162.2, 162.3, 196.1.	3758.07, 3142.77, 2184.51, 1710.95, 1640.22, 1409.86, 1289.99, 1157.03, 1068.48, 932.03, 751.63, 692.48, 619.27, 555.36
4b	1.13 (s, 3H), 1.20 (s, 3H), 1.43 (t, 3H, J = 7.3 Hz), 2.20 (s, 2H), 2.46 (s, 2H), 4.34 (q, 2H, 7.2 Hz), 4.66 (s, 2H), 4.89 (s, 1H), 7.90 (s, 1H), 8.23 (d, 1H, J = 8.4 Hz),	14.2, 26.4, 27.8, 28.8, 32.0, 40.4, 50.4, 58.3, 61.4, 61.9, 112.6, 117.6, 121.1, 127.3, 127.7, 128.9, 129.3, 129.9, 137.4,	3757.17, 3146.87, 2183.50, 1711.93, 1641.12, 1288.89, 1156.33, 1067.45, 931.13, 752.53,

	8.80 (d, 1H, J = 8.4 Hz), 8.93 (s, 1 H)	141.5, 158.6, 161.2, 162.1, 197.3	691.47, 618.17, 554.16
4c	1.09 (s, 3 H), 1.15 (s, 3 H), 2.15 (s, 2 H), 2.39 (s, 2 H), 3.91 (s, 3 H), 4.61 (s, 2 H), 4.79 (s, 1 H), 7.35-7.80 (m, 5 H), 7.91 (s, 1 H)	26.8, 27.9, 30.1, 32.4, 40.3, 50.1, 52.4, 58.7, 61.9, 112.0, 118.2, 120.7, 126.3, 127.4, 128.0, 129.0, 130.2, 139.1, 142.2, 157.6, 162.7, 163.1, 198.6	3756.08, 3143.67, 2184.11, 1713.90, 1642.32, 1407.85, 1287.79, 1067.38, 931.13, 752.64, 691.88, 618.25, 556.26
4d	1.12 (s, 3 H), 1.28 (s, 3 H), 2.23 (s, 2 H), 2.41 (s, 2 H), 3.89 (s, 3 H), 4.64 (s, 2 H), 4.80 (s, 1 H), 7.94 (s, 1 H), 8.28 (d, 1 H, J = 8.2 Hz), 8.86 (d, 1H, J = 8.2Hz), 8.90 (s, 1 H)	25.4, 27.8, 28.2, 32.3, 41.3, 50.0, 51.7, 58.0, 61.2, 111.3, 116.2, 120.6, 126.4, 127.3, 128.7, 129.1, 130.1, 136.4, 142.4, 157.8, 160.7, 162.4, 198.4	3756.17, 3142.47, 2183.52, 1711.56, 1641.25, 1408.53, 1154.13, 1067.58, 933.13, 755.73, 691.58, 617.37, 551.56
4e	1.12 (s, 3 H), 1.19 (s, 3 H), 2.23 (s, 2 H), 2.41 (s, 2 H), 4.80 (s, 1 H), 4.98 (s, 2 H), 6.98-7.12 (m, 5 H), 7.56-7.88 (m, 5 H), 8.01 (s, 1 H)	27.1, 32.6, 38.2, 51.9, 58.6, 113.2, 117.6, 119.3, 123.4, 126.8, 127.8, 129.0, 133.5, 139.4, 150.2, 154.5, 159.8, 198.1	3759.27, 3140.67, 2174.51, 1715.95, 1629.22, 1401.66, 1285.89, 1048.43, 931.23, 750.51, 692.08, 611.27, 552.36
4f	1.10 (s, 3 H), 1.20 (s, 3 H), 2.25 (s, 2H), 2.38 (s, 2 H), 4.79 (s, 1 H), 4.99 (s, 2 H), 6.79-7.20 (m, 5 H), 7.63 (d, 2H, J = 7.4Hz), 7.97 (d, 2H, J = 7.5Hz), 8.01 (s, 1 H)	26.9, 31.8, 37.6, 52.3, 58.0, 112.6, 116.4, 120.0, 123.2, 126.4, 127.6, 131.8, 132.6, 139.7, 151.4, 156.6, 159.0, 200.4	3754.00, 3138.57, 2183.41, 1711.85, 1400.76, 1279.79, 1147.13, 1065.48, 931.03, 751.63, 692.48, 610.27, 555.36
4g	1.11 (s, 3 H), 1.23 (s, 3 H), 2.25 (s, 2H), 2.37 (s, 2 H), 4.79 (s, 1 H), 4.93 (s, 2 H), 6.76-7.18 (m, 5 H), 7.62 (d, 2 H, J = 7.3 Hz), 7.89 (d, 2 H, J = 7.1 Hz), 8.34 (s, 1 H)	26.6, 31.7, 36.9, 53.3, 59.3, 112.4, 117.3, 121.0, 123.5, 126.1, 128.3, 131.0, 132.4, 139.4, 151.0, 155.6, 158.3, 199.4	3753.11, 3141.57, 1715.85, 1630.12, 1412.16, 1285.79, 1150.13, 1061.38, 931.13, 750.83, 691.38, 618.37, 554.16
4h	1.15 (s, 3 H), 1.20 (s, 3 H), 2.23 (s, 2 H), 2.41 (s, 2 H), 3.78 (s, 3 H), 4.81 (s, 1 H), 4.97 (s, 2 H), 6.75-7.14 (m, 5 H), 7.64 (d, 2 H, J = 7.1 Hz), 7.86 (d, 2 H, J = 7.2 Hz), 8.41 (s, 1 H)	24.3, 32.6, 34.4, 52.8, 56.2, 60.1, 110.8, 116.1, 120.0, 122.3, 124.5, 126.4, 130.2, 133.4, 140.6, 152.7, 154.2, 160.1, 200.4	3751.57, 3143.47, 2183.41, 1700.94, 1630.11, 1405.16, 1275.59, 1155.13, 1063.38, 744.53, 691.38, 613.17, 553.26
4i	1.11 (s, 3 H), 1.19 (s, 3 H), 2.18 (s, 2 H), 2.45 (s, 2 H), 4.84 (s, 1 H), 4.88 (s, 2 H), 6.81-7.26 (m, 5 H), 7.72 (d, 2 H, J = 7.5 Hz), 7.92 (d, 2 H, J = 7.6 Hz), 8.96 (s, 1 H)	14.6, 23.3, 32.8, 34.6, 51.6, 61.0, 65.8, 111.5, 118.0, 120.5, 121.8, 124.2, 126.8, 131.2, 135.1, 142.4, 152.4, 156.7, 165.2, 202.0	3748.27, 3140.71, 2182.41, 1622.11, 1409.86, 1289.99, 1157.03, 1068.48, 932.03, 751.63, 692.48, 619.27, 555.36
4j	1.11 (s, 3 H), 1.22 (s, 3 H), 2.31 (s, 2 H), 2.35 (s, 2 H), 4.82 (s, 1 H), 4.97 (s, 2 H), 7.86 (s, 1 H), 8.36 (d, 1 H, J = 8.2 Hz), 8.94 (d, 1 H, J = 8.2 Hz), 7.61 (d, 2 H, J = 7.6 Hz), 7.92 (d, 2 H, J = 7.6 Hz), 8.22 (s, 1 H)	25.6, 31.6, 38.4, 52.8, 58.4, 113.1, 116.2, 121.1, 123.5, 125.1, 127.1, 131.3, 132.8, 138.4, 152.2, 157.8, 158.4, 203.0	3751.27, 3143.57, 2180.21, 1704.05, 1635.32, 1408.68, 1287.59, 1038.58, 930.13, 751.65, 695.36, 610.37, 555.26
4k	1.12 (s, 3 H), 1.24 (s, 3 H), 2.30 (s, 2 H), 2.34 (s, 2 H), 4.80 (s, 1 H), 4.95 (s, 2 H), 7.89 (s, 1 H), 8.38 (d, 1 H, J = 8.2 Hz), 8.96 (d, 1 H, J = 8.2 Hz), 7.62 (d, 2 H, J = 7.6 Hz), 7.91 (d, 2H, J = 7.6 Hz), 8.27 (s, 1H)	25.4, 31.3, 38.6, 51.7, 57.5, 113.3, 117.0, 120.9, 122.7, 125.3, 127.0, 132.0, 134.1, 138.1, 151.6, 157.2, 159.1, 202.6	3746.97, 3143.67, 2186.61, 1705.55, 1625.20, 1277.89, 1167.23, 1056.44, 930.13, 750.33, 690.28, 618.17, 545.16
4l	1.16 (s, 3 H), 1.28 (s, 3 H), 2.36 (s, 2 H), 2.39 (s, 2 H), 3.78 (s, 3 H), 4.86 (s, 1 H), 5.01 (s, 2 H), 7.85 (s, 1 H), 8.36 (d, 1 H, J = 8.2 Hz), 8.91 (d, 1 H, J = 8.2 Hz), 7.68 (d, 2 H, J = 7.6 Hz), 7.94 (d, 2 H, J = 7.6 Hz), 8.28 (s, 1 H)	25.1, 31.5, 38.1, 51.3, 55.1, 57.8, 112.3, 116.8, 121.2, 122.2, 124.9, 126.8, 132.2, 134.5, 137.0, 152.5, 157.7, 160.1, 201.8	3742.32, 3140.57, 2183.21, 1702.91, 1401.42, 1285.69, 1150.02, 1056.47, 931.83, 756.66, 694.58, 617.37, 554.86

### CONCLUSION

In summary, we have presented an unique, catalyst-free three component reaction which provides a simple methodology for synthesising chromene derivatives using pyrazole aldehydes, malononitrile and dimedone using various solvents. Regarding solvents, ethanol was found to be the most suitable solvent. The current method is advantageous for its milder and quicker reaction procedure, high desired compounds yield, eco-friendly, simple experimental and purification

procedures, making it an efficient synthetic scenario to the 4H-chromene-3-carbonitriles. Our future perspective is to carry out single-crystal XRD and evaluate various pharmaceutical activities for 4H-chromene-3-carbonitrile derivatives.

### ACKNOWLEDGEMENT

S. J. thanks the DST-FIST for FT-IR, A.Veeriya Vandayar Memorial Sri Pushpam College, Poondi, Thanjavur. Our thanks to Gandhigram Rural University, Dindugal.

### REFERENCES

1. A. Domling.; I.Ugi Multicomponent reactions in Organic Chemistry, *Angew. Chem. Int. Ed.*, **2000**, *39*, 3168.
2. M. Tandi.; S. Sundriyal., Recent trends in the design of antimicrobial agents using Ugi-multicomponent reaction, *J. Indian Chem. Soc.*, **2021**, *98*, 100106.
3. B. Ganem., Strategies for Innovation in Multicomponent Reaction Design, *Acc. Chem. Res.*, **2009**, *42*(3), 463–472.
4. S.V.H.S. Bhaskaruni.; S.Maddila.; K.K. Gangu.; S.B. Jonnalagadda A Review on multi-component green synthesis of N-containing heterocycles using mixed oxides as heterogeneous catalysts, *Arab. J. Chem.*, **2020**, *13*(1), 1142-1178.
5. L.Weber.; K.Illgen.; M. Almstetter., Discovery of New Multi Component Reactions with Combinatorial Methods, *Synlett.*, **1999**, *3*, 366-374.
6. L.H.Choudhury.; T.Parvin., Recent advances in the chemistry of imine-based multicomponent reactions(MCRs), *Tetrahedron.*, **2011**, *67*, 8213e8228.
7. J.E.Biggs-Houck.; A.Younai.; J.T.Shaw Recent advances in multicomponent reactions for diversity-oriented synthesis, *Curr. Opin. Chem. Eng.*, **2010**, *14*(3), 371-382.
8. K.C.Dze.; F.Samad., Heterocycles, their Synthesis and Industrial Applications: A Review, *Int. J. Appl. Sci. Eng. Technol.*, **2020**, *8*, X.
9. M. Carr.; A.J.S.Knox.; D.K.Nevin.; N.O.Boyle.; S.Wang.; B.Egan.; T.McCabe.; B.Twamley, D.M.Zisterer.; D.G.Lloyd, M.J.Meegan Optimisation of estrogen receptor subtype-selectivity of a 4-Aryl-4H-chromene scaffold previously identified by virtual screening, *Bioorg. Med. Chem.*, **2020**, *28*(5), 115261.
10. T.C.Brag.; M.M.Silva.; E.O.O.Nascimento.; E.C.D.Silva.; Y.F.Rego.; M.Mandal.; Z.A.Souza.; A.L.Tasca.; G.Ruiz.; J.E.Carvalho.; F.T.Martins, I.M.Figueiredo.; T.M.Aquino.; C.M.Silva, B.Mandal.; G.Brahmachari.; J.Carinhonha.; C.Santos.; A.Fatimam., Synthesis, anticancer activities and experimental-theoretical DNA interaction studies of 2-amino-4-phenyl-4H-benzo[h]chromene-3-carbonitrile, *Eur. J. Med. Chem.*, **2022**, *4*, 100030.
11. A.M.Abdella.; Y.Moatasim.; M.A.Ali.; A.H.M.Elwahy.; I.A.Abdelhamida., Synthesis and Anti-influenza Virus Activity of Novel bis(4H-chromene-3-carbonitrile) Derivatives, Synthesis and Anti-influenza Virus Activity of Novel bis(4H-chromene-3-carbonitrile) Derivatives, *J. Heterocyclic Chem.*, **2017**, *54*(3), 1854-1862.
12. A.A.Spasov.; D.A.Babkov.; D.V.Osipov.; V.G.Klochkov.; D.R.Prilepskay.; M.R. Demidov.; V. A. Osyanin, Y.N.Klimochkin., Synthesis, *In vitro* and *In vivo* evaluation of 2-aryl-4H-chromene and 3-aryl-1H-benzo[f]chromene derivatives as novel  $\alpha$ -glucosidase inhibitors, *Bioorg. Med. Chem. Lett.*, **2019**, *29*(1), 119-123.
13. H. Wen.; W.Yan.; P.Chen.; Y.Li.; Y.Tang., Catalyst-Free [4+2] Cycloaddition of Ynamides with 2-Halomethyl Phenols To Construct 2-Amino-4H-Chromenes and  $\alpha$ -Halo Enamides Simultaneously, *J. Org. Chem.*, **2020**, *85*(20), 12870–12881.

14. K.S.Levchenko.; K.A.Chudov.; E.V.Zinoviev.; K. A. Lyssenko.; A.N.Fakhrutdinov.; D.U.Demin.; N.O. Poroshin, A.A.Zhukova, P.S.Shmelin.; E.P.Grebennikov., Synthesis and optical properties of new 2-oxo-4-vinyl-2H-chromene-3-carbonitrile dyes, *Mendeleev Commun.*, **2019**, *29*, 301–303.
15. M.Li.; X.Zhao.; W.Yang.; F.Zhong.; L.Yuan.; Q. Ren., Asymmetric Synthesis and Biological Evaluation of 3-Nitro-2H-chromenes as Potential Antibacterial Agents, *Tetrahedron Lett.*, **2018**, *59*(39), 3511-3515.
16. N.C.Dige.; P.G.Mahajan.; H.Razaa.; M.Hassan.; B.D.Vanjare.; H.Hong.; K.H.Lee.; J.Ltip.; S.Y.Seo., Synthesis and characterization of new 4H-chromene-3-carboxylates ensuring potent elastase inhibition activity along with their molecular docking and chemo informatics properties, *Bioorg. Chem.*, **2020**, *100*, 103906.
17. A.R.Liandi.; R.T.Yunarti.; M.F.Nurmawan.; A.H.Cahyana., The Utilization of Fe<sub>3</sub>O<sub>4</sub> Nanocatalyst in Modifying Cinnamaldehyde Compound to Synthesis 2-Amino-4H-Chromene Derivative, *Materials Today: Proceedings.*, **2020**, *22*, 193–198.
18. T.S.Daloe.; F.K.Bebahani., A Green Route for the Synthesis of 2-Amino-5,10-dioxo-4-aryl-5,10-dihydro-4H-benzo[g]chromene-3-carbonitriles Using L-Proline as a Basic Organocatalyst, *Polycycl. Aromat. Compd.*, **2022**, *42*(3), 681-689.
19. D.Ding.; C.G.Zhao., Organocatalyzed synthesis of 2-amino-8-oxo-5,6,7,8-tetrahydro-4H-chromene-3-carbonitriles, *Tetrahedron Lett.*, **2010**, *51*, 1322–1325.
20. Z.Dua.; W.Y.Siau.; J.Wang., Enantioselective Organocatalytic synthesis of medicinally privileged 2-amino-4H-chromene-3-carbonitriles via a cascade process, *Tetrahedron Lett.*, **2011**, *52*, 6137–6141.
21. Y.Gao.; W.Yang.; D.M. Du., Efficient organocatalytic asymmetric synthesis of 2-amino-4H-chromene-3-carbonitrile derivatives, *Tetrahedron: Asymmetry.*, **2012**, *23*, 339–344.
22. K.Hu.; A.Lu.; Y.Wang.; Z.Zhou.; C.Tang., Chiral bifunctional squaramide catalyzed asymmetric tandem Michael-cyclization reaction: efficient synthesis of optically active 2-amino-4H-chromene-3-carbonitrile derivatives, *Tetrahedron: Asymmetry.*, **2013** *24*, 953–957.
23. J.Wang.; Q.Rong.; L.Zhao.; X.Pan.; L.Zhao.; K.Zhao.; L.Hu., Synthesis of 1,4-Dihydroquinolines and 4H-Chromenes via Organocatalytic Domino Aza/Oxa-Michael/1,6- Addition Reactions of para-Quinone Methides and Ynals, *J. Org. Chem.*, **2020**, *85*(17), 11240–11249.
24. K.S.Levchenko.; K.A.Chudov.; E.V.Zinoviev.; K.A.Lyssenko.; D.U.Demina.; N.O.Poroshina.; P.S.Shmelina.; E.P.Grebennikov., Synthesis of unsymmetrical 4-oxo-2-vinyl-4H-chromene-3-carbonitrile dyes via Knoevenagel reaction, *Tetrahedron Lett.*, **2018**, *59*(29), 2788-2792.
25. A.K.Nezhad.; M.Nourisefat.; F.Panahi L-Cysteine functionalized magnetic nanoparticles (LCMNP): a novel magnetically separable organocatalyst for one-pot synthesis of 2-amino-4H-chromene-3-carbonitriles in water, *Org. Biomol. Chem.*, **2015**, *13*, 7772-7779.
26. S.N.Korade.; P.M.Mhaldar.; P.P.Kulkarni.; G.S.Rashinkar.; D.M.Pore., Meglumine catalyzed one pot synthesis of new fluorescent 2-amino-4-pyrazolyl-6-aryldiazenyl-4Hchromene-3-carbonitriles, *Synth. Commun.*, **2021**, *51*(15), 2336–2348.
27. N.G.Shabalala.; N.Kerru.; S.Maddila.; W.E.Zyl.; S.B.Jonnalagadda., Catalyst-free synthesis of novel isopropyl 2-amino-7,7-dimethyl-4-(aryl)-5-oxo-5,6,7,8-tetrahydro-4H-chromene-3-carboxylate derivatives in aqueous ethanol under ultrasound irradiation, *Chem. Data Coll.*, **2020**, *26*, 100365.
28. V.Gupta.; D.Sahu.; S.Jain.; K.Vanka.; R.P.Singh., Diastereoselective Multi-Component tandem condensation: Synthesis of 2-amino-4-(2-furanone)-4H-chromene-3-carbonitriles, *Org. Biomol. Chem.*, **2019**, *17*, 8853-8857.
29. J.Kaur Rajput.; P.Arora.; G.Kaur.; M.Kaur CuFe<sub>2</sub>O<sub>4</sub> Magnetic Heterogeneous Nanocatalyst: Low Power Sonochemical-Coprecipitation Preparation and Applications in Synthesis of 4H-chromene-3-carbonitrile Scaffolds, *Ultrason Sonochem.*, **2015**, *26*, 229-240.



30. N.D.Thanh.; D.S.Hai.; V.T.N.Bich.; P.T.T.Hien.; N.T.K.Duyen.; N.T.Mai.; T.T.Dung.; H.T.K.Van, V.N.Toan.; N.H.Huy.; T.T.T.Van.; D.N.Toan.; L.H.Dang., Synthesis and structure of some substituted 2-amino-4-aryl-7-propargyloxy-4H-chromene-3-carbonitriles, *Ultrason Sonochem.*, **2015**, *26*, 229-240.
31. N.Thomas.; S.M.Zachariah.; P.Ramani., 4-Aryl-4H-Chromene-3-Carbonitrile Derivates: Synthesis and Preliminary Anti-Breast Cancer Studies, *J. Heterocycl. Chem.*, **2016**, *53*(6), 1778-1782.
32. S.K.Salama.; A.F.Darweesh.; I.A.Abdelhamid.; A.H.M.Elwahy., Microwave Assisted Green Multicomponent Synthesis of Novel bis(2-Amino-tetrahydro-4H-chromene-3-carbonitrile) Derivatives Using Chitosan as Eco-friendly Basic Catalyst, *J. Heterocyclic Chem.*, **2017**, *54*(1), 305-312.
33. S.N.Maddila.; S.Maddila.; M.Khumalo.; S.V.H.S.Bhaskaruni.; S.B.Jonnalagadda., An eco-friendly approach for synthesis of novel substituted 4H-chromenes in aqueous ethanol under ultra-sonication with 94% atom economy., *J. Mol. Struct.*, **1185**, 357-360.
34. M.V.Reddy.; G.C.Sekhar Reddy.; Y.T.Jeong., Polystyrene-supported p-toluenesulfonic acid (PS/PTSA): As a highly active and reusable heterogeneous bronsted acid catalyst for the synthesis of novel 1H-indol-3-yl-4H-chromene-3-carbonitriles under neat conditions, *Tetrahedron Lett.*, **2016**, *57*(11), 1289-1292.
35. V.L.Agudo.; J.A.Velo.; M.E.Light.; J.M.Padrón.; E.Román.; J.A.Serrano, M.VictoriaGil., Synthesis and antiproliferative activity of new 2-glyco-3-nitro-2H-chromenes, *Bioorg. Chem.*, **2019**, *87*, 112-116.
36. Tamaoki, N.; Kruk, G.; *Matsuda. J. Mater. Chem.*, **1999**, *9*, 2381-84.