



Kinetics and Mechanism of Oxidation of Aliphatic Secondary Alcohols by Benzimidazolium Fluorochromate in Dimethyl Sulphoxide solvent

BHAWANA ARORA, JITENDRA OJHA and PALLAVI MISHRA*

Department of Chemistry, Jai Narain Vyas University, Jodhpur 342 001, India.

*Corresponding author E-mail: pallavianuk@gmail.com

<http://dx.doi.org/10.13005/ojc/370315>

(Received: March 13, 2021; Accepted: June 21, 2021)

ABSTRACT

Oxidation of secondary alcohols is an important part of synthetic organic chemistry. Various studies are carried out at different reaction conditions to determine the best mechanistic pathways. In our study, oxidation of different secondary alcohols was done by using Benzimidazolium Fluorochromate in dimethyl sulphoxide, which is a non-aqueous solvent. Oxidation resulted in the formation of ketonic compounds. The reaction showed first order kinetics both in BIFC and in the alcohols. Hydrogen ions were used to catalyze the reaction. We selected four different temperatures to carry out our study. The correlation within the activation parameters like enthalpies and entropies was in accordance with the Exner's criterion. The deuterated benzhydrol (PhCDOHPh) oxidation exhibited an important primary kinetic isotopic effect ($k_H/k_D = 5.76$) at 298 K. The solvent effect was studied using the multiparametric equations of Taft and Swain. There was no effect of addition of acrylonitrile on the oxidation rate. The mechanism involved sigmatropic rearrangement with the transfer of hydrogen ion taking place from alcohol to the oxidant via a cyclic chromate ester formation.

Keywords: Benzimidazolium fluorochromate, Chemical kinetics, Oxidation, Reaction mechanism, Kinetic isotope effects, Correlation analysis, Alcohols, ketones.

INTRODUCTION

Organic reaction mechanism not only deals with the relationship between the molecular structure and chemical properties but tells us about the rate constants. Thus, the organic reaction mechanism is a multidisciplinary one which involves organic chemistry, physical chemistry and if some metal compound is involved also inorganic chemistry. Correlation analysis of structure and reactivity is of great importance as nature of the substituent can cause field effect, steric effect or resonance,

which directly affects reaction rates in the redox process. It also gives us information about the reaction mechanism, transition state, nature of the intermediates, oxidizing and reducing species formed during the course of a chemical reaction.

Chromium (VI) is a versatile oxidant which is usually found in the chromic acid, metal dichromates and metal halo chromates. It is normally soluble in water and insoluble in most of the organic solvents. Many chromium oxidants have been used in both aqueous and non-aqueous media for the

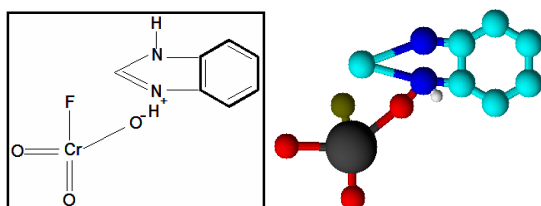


study of oxidation of various organic compounds¹. Cr (VI) reagents are known to be multifunctional and can oxidize almost all the organic functional groups. Many chromium complexes have been prepared and used in the synthetic organic chemistry^{2,3}. Oxidation of secondary alcohols to the carbonyl compounds⁴⁻⁷ by the oxidants containing chromium (VI), has been widely studied⁸⁻¹¹. BIFC is also a very mild and selective oxidizing agent¹². Most of the oxidation by BIFC has been carried out in an aqueous medium. In this paper we report the oxidation of different secondary alcohols by BIFC in non-aqueous medium. We feel our study on correlation analysis of different reactions will not only establish mechanism of the reaction but also determine kinetic parameters of the reaction, nature of reactive species and effect of solvent. The literature survey has also revealed that the oxidation of secondary alcohols by BIFC in the non-aqueous medium has not been done and presented so far thus we have used dimethyl sulphoxide as a solvent for our study. The main purpose of our research was to study rate constants, the effects of solvent for oxidative surfaces and propose an appropriate mechanism for oxidation.

EXPERIMENTAL

Materials

All the substrates (alcohols) taken were the commercial products of fluka.¹³ Anhydrous magnesium sulfate was used to dry the liquid alcohols, which were then subjected to fractional distillation. Diphenyl methanol was purified by recrystallizing from ethyl alcohol. BIFC was prepared by the reported method⁸. Iodometric titration was used to check its purity. Deuterated benzhydrol (PhCDOHPh) was prepared by the method available in the literature¹⁴. NMR spectra confirmed its purity of $96 \pm 5\%$. We have used P-toluene sulphonic acid (TsOH) as a hydrogen ions source. Purification of solvents was done by the methods available in the literature¹⁵.



Structure of Benzimidazolium Fluorochromate

Product Analysis

We have taken 0.1 mol secondary alcohols and 0.01 mol of BIFC and prepared its 100 mL solution using DMSO solvent. 0.5 mol dm⁻³ of P-toluene sulphonic acid (PTS) was also added for the supply of H⁺ to prevent photo-oxidation. Above mixture was covered with a black paper and placed in the dark place for a day, till the reaction was complete. Then non-aqueous layer was separated, rinsed with H₂O and was dehydrated using anhydrous magnesium sulphate⁸. The yields of the products were approximately 87%. The chromium oxidation state¹⁶ was found to be 3.92 ± 0.14 , in entirely reduced reaction mixture, which was ascertained by the iodometric titration method.

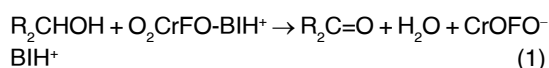
Kinetic measurement

For our experiments we used pseudo-first-order conditions, for which we took excess of alcohol over BIFC. DMSO was used as solvent, if other than specified.

All the studies were done at a constant temperature^{16,17} (± 0.1 K), and up to the 80% of reaction was observed by observing the decrease in the concentration of BIFC spectrophotometrically at a wavelength of 364 nm. Linear least squares method was used for the calculations of pseudo-first-order rate constant and a graph between log [BIFC] versus time was plotted. The reactions were repeated and it was observed that the rate constants were consistent with in $\pm 3\%$ limit¹⁸.

RESULTS

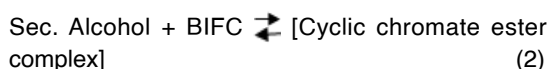
Oxidation of secondary alcohols by BIFC resulted in the production of ketones¹⁹. In general, overall reaction can be expressed as shown in the eqn. 1 (where BI = benzimidazolium). BIFC undergoes a 2-electron transformation which is clear from the below equation.



Rate law

The reaction order was found to be first with respect to BIFC.^{20,21} Fig. (1) illustrates a typical kinetic run & Fig. (2) represents order of reaction.

Moreover, the rate constant was independent of the initial concentration of BIFC. The reaction rate increased directly with the increasing concentration of the alcohols²² (Table 1). The plot of $1/k_{\text{obs}}$ versus $1/[\text{alcohol}]$ plot was linear with the slope on the rate ordinate²³ suggesting the Michaelis-Menten type of kinetics with respect to the alcohols (Fig. 3). This is represented by the Eqn. (2). Equation (3) is referred to the mechanism and Eqn. (4) assigns the rate law.



$$\text{Rate} = k_2 K [\text{Sec. Alcohol}] [\text{BIFC}] / (1 + K [\text{Sec. Alcohol}]) \quad (4)$$

Induced polymerization test of acrylonitrile

In the nitrogen atmosphere, the alcohols oxidation was ineffective to induce the acrylonitrile polymerization¹⁹. Moreover, there was no effect of addition of acrylonitrile on the oxidation rate. This clearly indicates that no free radical formation is observed during reaction. (Table1).

Table 1: Rate constants obtained for the secondary alcohols oxidation by BIFC at 298 K

[Sec.alcohols] (mol L ⁻¹)	10 ³ [BIFC] (mol L ⁻¹)	[H ⁺] (mol L ⁻¹)	2-hydroxy Propane 10 ⁴ k _{obs} /S	2-hydroxy Butane 10 ⁴ k _{obs} /S	2-hydroxy Pentane 10 ⁴ k _{obs} /S	2-hydroxy Hexane 10 ⁴ k _{obs} /S
0.10	1.0	0.1	6.41	10.9	14.8	16.4
0.20	1.0	0.1	11.2	19.2	32.2	36.3
0.40	1.0	0.1	22.1	37.5	58.6	69.1
0.60	1.0	0.1	33.6	56.8	87.9	97
0.80	1.0	0.1	44.5	75.2	116	131
1.00	1.0	0.1	54.8	94.8	143	162
0.20	2.0	0.2	12.4	20.3	33.3	37.2
0.20	4.0	0.4	10.6	18.7	31.6	35.4
0.20	6.0	0.7	11.8	19.8	32.7	36.8
0.20	8.0	1.0	10.8	18.9	31.8	35.6
0.40*	1.0	0.1	23.9*	38.9*	59.6*	70.4*

*Contained 0.001 mol dm⁻³acrylonitrile

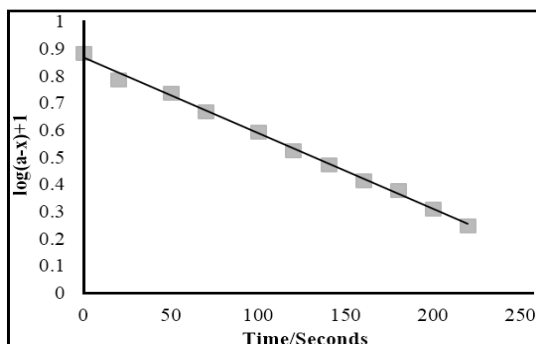


Fig. 1. A typical kinetic run shown by the oxidation of 2-hydroxy propane by BIFC

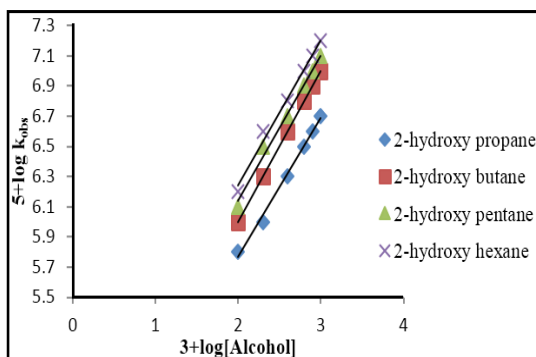


Fig. 2. Order of the reaction plot for the secondary alcohols oxidation by BIFC

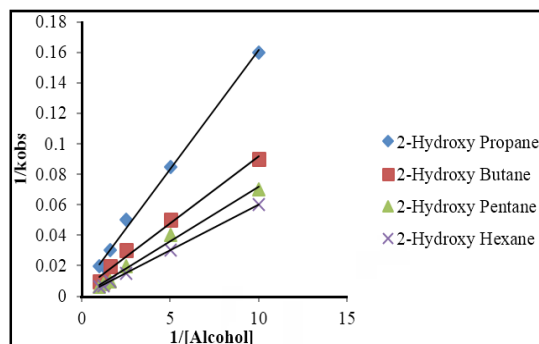


Fig. 3. Secondary Alcohols oxidation by BIFC: The plot of $1/k_{\text{obs}}$ versus $1/[\text{Alcohol}]$

Effect of Hydrogen ions

PTS was used for the supply of H⁺ needed to increase the rate of the reaction. The rate of secondary alcohols oxidation was increased with the increase in the (H⁺) acidity as shown in the (Table 2) and Fig. (4). The dependence of hydrogen ions can be represented by the following equation.

$$k_{\text{obs}} = a + b [\text{H}^+]$$

Kinetic isotope effect

Primary kinetic isotopic effect^{24,25} was exhibited by the deuterated benzhydrol

(PhCDOHP) and k_H/k_D value of 5.76 was obtained at a temperature of 298 K^{20,21}. A significant initial kinetic isotopic effect was demonstrated by the PhCDOHP oxidation. This confirmed the fact

that the cleavage of α -C-H bonds is taking place in the rate-determination step²⁶. A significant initial kinetic isotopic effect was demonstrated by the PhCDOHP oxidation (Table 3).

Table 2: Dependence of rate on [H⁺]

[Sec. Alcohol] 0.10 L ⁻¹	[BIFC] 0.001 mol L ⁻¹				Temperature 298 K	
[H ⁺]/mol L ⁻¹	0.1	0.2	0.4	0.6	0.8	1.0
2-hydroxy propane/(10 ⁴ k _{obs} /s ⁻¹)	6.41	9.34	11.5	13.3	15.9	18.6
2-hydroxy butane/(10 ⁴ k _{obs} /s ⁻¹)	10.9	15.2	19.6	22.4	25.7	29.8
2-hydroxy pentane/(10 ⁴ k _{obs} /s ⁻¹)	14.8	19.2	25.5	31.7	35.9	41.6
2-hydroxy hexane/(10 ⁴ k _{obs} /s ⁻¹)	16.4	22.8	30.1	36.6	43.7	49.9

Table 3: Enthalpy, entropy, free energy and rate constants obtained for the secondary alcohols oxidation by BIFC

Sec. alcohol (R)	Rate constants at K				Activation parameters		
	288	298	308	318	ΔH^* (kJ mol ⁻¹)	ΔS^* (J mol ⁻¹ K ⁻¹)	ΔG^* (kJ mol ⁻¹)
Methanol	15.9	33.6	75.4	152	55.2±0.7	-31±2	64.2±0.6
Ethanol	26.5	54.8	115	221	51.6±0.4	-39±1	63.1±0.3
Propanol	46.0	87.9	167	289	44.4±0.4	-59±1	61.9±0.3
i-Propanol	75.0	142	295	480	45.5±1.3	-51±4	60.7±1.0
i-Butanol	124	223	412	673	40.8±0.6	-64±2	59.6±0.5
Butanol	53.2	97	205	385	48.3±1.3	-45±4	61.5±1.0
ClCH ₂	0.24	0.69	1.64	4.20	69.4±0.9	-16±3	74.0±0.7
MeOCH ₂	2.02	4.85	11.2	25.4	61.6±0.4	-25±1	69.1±0.3
Phenol	106	223	421	780	47.9±0.4	-40±1	59.7±0.3
Benzhydrol	124	230	466	843	46.6±0.9	-44±3	59.4±0.7
Benzhydrol-a-d	20.7	39.9	82.1	159	49.5±0.9	-48±3	63.8±0.7
k_H/k_D	5.99	5.76	5.68	5.30			

Influence of temperature on the reaction rate

The kinetic study of ten secondary alcohols oxidation has been done at different temperatures viz. 318,308,298 and 288K in DMSO solvent and the calculations of activation

parameters has been done (Table 3). The log k_2 at different temperatures was linearly related^{20,21} to $1/T$ in all the alcohols as shown in the (Fig. 5), which verifies the Arrhenius equation²⁷ for these oxidations.

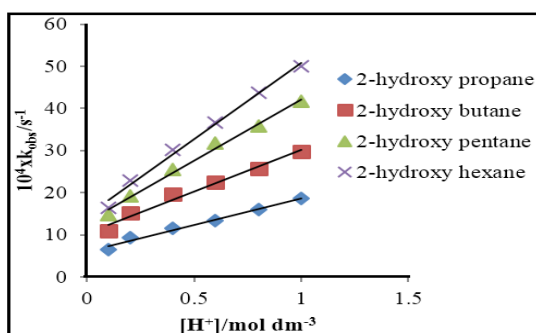


Fig. 4. Effect of Hydrogen ion

Influence of solvents

Oxidation of different secondary alcohols was studied in different organic solvents²⁸. We have used many organic solvents as listed in the Table (4). Due to the solubility^{20,21} of BIFC and its reaction with alcohols the solvents choice was restricted¹⁹. There was no reaction found with the selected solvent. The kinetics¹⁹ of all solvents was similar. Therefore, we have taken 2-hydroxy propane as the representative secondary alcohol. The value k_2 at 308 K is listed in Table 4. (cf. Figure 6).

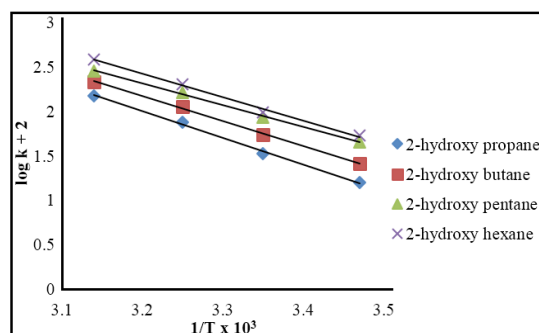


Fig. 5. Influence of temperature

Table 4: Effect of Solvents on 2-hydroxy propane oxidation by BIFC at 308 K

Solvent	10 ⁴ k ₂ (s ⁻¹)	Solvent	10 ⁴ k ₂ (s ⁻¹)
Chloroform	40.5	Ethanoic acid	8.24
1,2-Dichloromethane	45.3	Hexanaphthene	1.46
1,1-Dichloromethane	35.9	Methylbenzene	10.9
Dimethyl sulphoxide	75.4	Phenylethanone	47.8
Acetone	32.1	Tetrahydrofuran	16.7
DMF	66.1	Tert-butyl alcohol	12.4
Butanone	27.4	1,4-Dioxane	13.2
Nitrobenzene	50.1	1,2-Dimethoxyethane	11.8
Benzene	11.8	Carbon disulfide	6.26
Ethyl acetate	12.2		

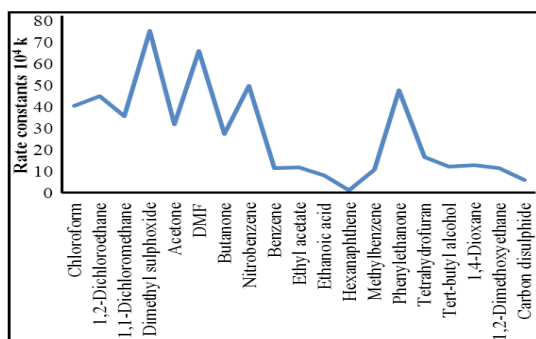


Fig. 6. Secondary alcohols oxidation by BIFC: Effect of Solvent

DISCUSSION

The correlation²⁹ within the activation parameters like enthalpies and entropies²⁹ of the ten secondary alcohols oxidation was not satisfactory ($r^2 = 0.9391$), indicating that the compensation effect was not operative in this reaction³⁰. The correlativity was in accordance with the Exner's criterion³¹⁻³². An Exner's graph³² was plotted between $\log k_2$ at two different temperatures 298 K and at 318 K. The graph was linear and (r^2) value was 0.9989 (Fig. 7). The isokinetic temperature³⁰ has the value 717 ± 84 K, which was evaluated by using the Exner's plot. The isokinetic relationship³⁰ was determined and it suggested that all the secondary alcohols are oxidized by the same mechanism^{20,21} and the change in the reaction rate was controlled by both the changes in the enthalpy and entropy of the activation³⁰.

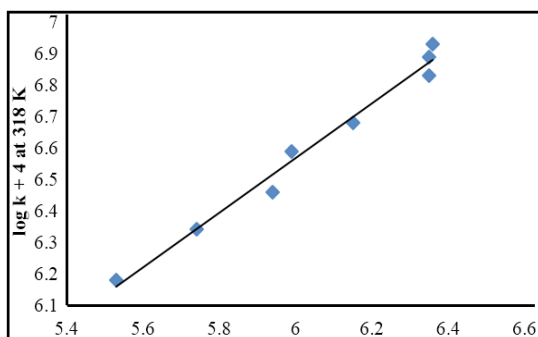


Fig. 7. Exner's Isokinetic Relationship

The oxidation rate constants, k_2 in all the solvents used were correlated in the term of linear solvation energy relationship (LSER) of Kamlet³³ and Taft³⁴.

$$\log k_2 = A_0 + p\pi^* + b\beta + aa \quad (5)$$

In this equation, π^* represented the solvent polarity^{20,21}, β the hydrogen bond acceptor basicity

and α is the hydrogen bond donor acidity^{20,21}. A_0 is the intercept as per the standard line equation. It can be stated here that 12 out of 18 solvents had zero value for α . The correlation analysis results with respect to Eqn. (5), a parametric equation involving π^* and β , and separately with π^* and β are given below as equations (6)-(9).

$$\log k_2 = 1.52(\pm 0.12) \pi^* + 0.11(\pm 0.11) \beta + 0.26(\pm 0.09) \alpha - 3.92 \quad (6)$$

$$R^2 = 0.8876; \text{sd} = 0.16; n = 18; \psi = 0.32$$

$$\log k_2 = 1.53(\pm 0.11) \pi^* + 0.10(\pm 0.10) \beta - 3.93 \quad (7)$$

$$R^2 = 0.8874; \text{sd} = 0.15; n = 18; \psi = 0.31$$

$$\log k_2 = 1.57(\pm 0.11) \pi^* - 3.99 \quad (8)$$

$$R^2 = 0.8763; \text{sd} = 0.16; n = 18; \psi = 0.39$$

$$\log k_2 = 0.32(\pm 0.23) \beta - 2.92 \quad (9)$$

$$R^2 = 0.0902; \text{sd} = 0.39; n = 18; \psi = 1.03$$

Here n is the number of data points and ψ is the Exner's statistical parameter³².

However, the correlation was not satisfactory by Exner's criterion³² (*cf.* eqn. 6). The main contribution was due to polarity of the solvent²⁹. It singly accounted for ca. 85% of the data²⁹. Both β and α played relatively minor roles²⁹. Solvent effect data were analyzed in relation to Swain's equation³⁵ (10), which included the cation and anion solvating^{36,37} conception of the solvent.

$$\log k_2 = aA + bB + cC \quad (10)$$

Where A denotes the anion-solvating power of the solvent and B denotes the cation-solvating power, C denotes the intercept term and $(A+B)$ indicates the polarity of solvent³³. The rate was determined in different solvents in terms of eqn. (10), by using A and B and separately with $(A+B)$ ^{36,37}.

$$\log k_2 = 0.53 \pm (0.02)A + 1.68(\pm 0.02)B - 5.83 \quad (11)$$

$$R^2 = 0.9981; \text{sd} = 0.01; n = 19; \psi = 0.03$$

$$\log k_2 = 0.21 \pm (0.51)A - 4.79 \quad (12)$$

$$R^2 = 0.0059; \text{sd} = 0.42; n = 19; \psi = 1.06$$

$$\log k_2 = 1.60(\pm 0.08)B - 5.69 \quad (13)$$

$$R^2 = 0.9791; \text{sd} = 0.07; n = 19; \psi = 0.19$$

$$\log k_2 = 1.23 \pm 0.15(A + B) - 5.75 \quad (14)$$

$$R^2 = 0.7682; \text{sd} = 0.21; n = 19; \psi = 0.43$$

The rate of oxidation of 2-propanol and other secondary alcohols in different solvents¹⁶ showed excellent correlativity in terms of Swain's equation³⁵ (*cf.* eqn. 11), which plays a major role with cation solvating strength. In fact, cation solvating power accounts for 99% of the data. The correlativity with the anion solvating power was minimal. The solvent polarity indicated by (A + B), was also considered for 89% of the data.

Correlation analysis of reactivity

The rate of alcohols oxidation failed to give any important correlation separately with Taft's³⁴ σ^* and E_s values. There was no significant co-linearity ($r^2 = 0.2332$) between σ^* and E_s of the 8 substituents.

$$\log k_2 = -1.76(\pm 0.16) \sum \sigma^* - 2.14 \quad (15)$$

$$r^2 = 0.9509; \text{sd} = 0.19; n = 8; \psi = 0.22; T = 298 \text{ K}$$

$$\log k_2 = -1.34(\pm 0.99) \sum E_s - 2.82 \quad (16)$$

$$r^2 = 0.2324; \text{sd} = 0.76; n = 8; \psi = 0.92; T = 298 \text{ K}$$

Therefore, the rates were correlated in terms of Pavelich-Taft's dual substituent-parameter equation³⁸ (17).

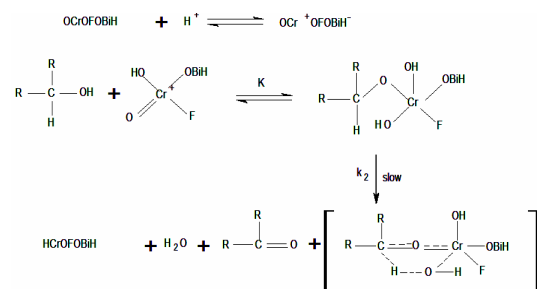
$$\log k = \rho^* \sum \sigma^* + \delta \sum E_s + \log k_0 \quad (17)$$

The correlativity was excellent as the reaction constants were negative as shown in the (Table 4). This supports the fact that in the intermediate state³⁹ of the rate determination step, there is a carbon center with the electron deficiency. This negative steric hindrance indicated a steric acceleration of the reaction¹⁵. It can be described as based on the high ground state energy^{20,21} of highly crowded alcohol. The rapid oxidation of 1-phenyl ethanol and benzhydrol happened due to the stabilization of the carbon centre with electron-deficiency in the transition state by the phenyl group by resonance¹⁹.

Table 5: Correlation of rates of oxidation in terms of Taft's equation

Temperature/K	ρ^*	δ	r^2	sd	ψ
298	-1.75±0.02	-0.69±0.02	0.9998	0.02	0.015
308	-1.63±0.01	-0.60±0.01	0.9999	0.01	0.012
318	-1.56±0.01	-0.52±0.01	0.9998	0.01	0.014
328	-1.47±0.01	-0.44±0.01	0.9999	0.01	0.014

Mechanism



In the present study due to the presence of considerable primary kinetic isotope effect¹⁴ ($k_H/k_D = 5.76$) at 298 K, it was confirmed that the cleavage of α -C-H bond was taking place in the rate-determining step^{24,25}. The negative value of reaction constant and the considerable deuterium isotope effect both are indicative of the presence of an electron-deficient carbon centre in the transition state⁴⁰. Therefore, the transfer of hydride-ion from secondary alcohol to the BIFC is suggested. The bigger role of cation-solvating power of the solvents also supports the hydride ion transfer mechanism⁴¹. The hydride ion transfer can occur either via an acyclic bimolecular reaction or may occur due to the involvement of a cyclic, planar and symmetrical transition state of chromate ester. The reaction is a two-step process, which was duly supported by the kinetic studies. Therefore, the whole mechanism is suggested to involve formation of the cyclic chromate ester¹⁵ formation in the rapid first phase. The slower second phase involves decomposition of the cyclic ester^{21,22} unit via a cyclic concerted symmetrical transition state via sigmatropic rearrangement leading to the formation of the product as represented above. The polar transition state is also supported by the observed negative value of entropy of activation²⁸. The solvent effect has also indicated that the intermediate state is more polarized than the reactant⁴⁰⁻⁴⁸. Finally, we can say that BIFC is a very effective, mild oxidant, which can be used for the synthesis of ketonic compounds.

ACKNOWLEDGEMENT

We are thankful to our HOD, Professor Kailash Daga, for providing laboratory facilities and chemicals needed for the conduct of this work, executed at the department of Chemistry, Jai Narain Vyas University, Jodhpur, India.

Conflict of interest

The author declare that we have no conflict of interest.

REFERENCES

1. Asghar, B. H.; Mansoor, S. S.; Hussain, A. M.; Malik, V. S.; Aswin, K.; Sudhan, S. P. N., Oxidation of aliphatic aldehydes by benzimidazolium fluorochromate in non aqueous medium- A kinetic and mechanistic study, *Arabian J. Chem.*, **2017**, *10*(2), S-2115-S-2123.
2. Mansoor, S. S.; Shafi, S. S., Oxidation of anilines and some para-substituted anilines by benzimidazolium fluorochromate in aqueous acetic acid medium- A kinetic and mechanistic study, *Arabian J. Chem.*, **2014**, *7*, 171-176.
3. Choudhary, K.; Agarwal, S.; Banerjee, K. K., Kinetic study of the oxidation of thioacids by pyridinium fluorochromate, *Transition metal chemistry.*, **1991**, *16*(6), 641-644.
4. Bhandari, A.; Mishra, P.; Banerjee, K. K., Kinetics and mechanism of the oxidative regeneration of carbonyl compounds from oximes by pyridinium fluorochromate, *Reaction Kinetics Catalytic Letter.*, **2000**, *71*(2), 343-347.
5. Kumar, A.; Mishra, P.; Kotai, L.; Banerjee, K. K., Kinetics and mechanism of the oxidative regeneration of carbonyl compounds from oximes by tetraamminecopper (III) permanganate, *IJC.*, **2003**, *42A*, 72-74.
6. Pohani, P.; Mishra, P.; Sharma, P. K., Kinetics and mechanism of the oxidation of some thioacids by benzyltriethylammonium chlorochromate, *Int. J. Chem Sci.*, **2005**, *3*(3), 461-468.
7. Chouhan, K.; Mishra, P.; Sharma, P. K., Kinetics and mechanism of the oxidation of some unsaturated acids by benzyltriethylammonium chlorochromate, *Int. J. Chem Sci.*, **2005**, *3*(2), 271-279.
8. Hudlicky, M.: *Oxidations in organic chemistry"* American Chemical society, 186, 2nd Ed. **1990**, *1*(2), 186.
9. Fieser, L.; Fieser, M. Reagents for organic synthesis, John Wiley and Sons, INC., *New York-London-Sydney*, **1967**, *1*.
10. Cainelli, G.; Cardillo, G. Chromium oxidation in organic chemistry, *Springer-Verlag, New York*, **1984**, *19*, 1-7.
11. Vellaisamy, M.; Suryakala, K.; Ravishankar, M. Kinetics and mechanism of the oxidation of 2-naphthol by nicotiniumdichromate, *J. Chem. Pharm. Res.*, **2011**, *3*(5), 678-681.
12. Ozgun, B.; Degirmenbasi, N., Oxidation of substituted benzyl alcohols by quinoxalium dichromate: A kinetic study, *Monatshefte fur Chemie.*, **2004**, *135*(5), 483-491.
13. Srinivasan, N. S.; Venkatasubramania N., Oxidation of alcohols by N-chlorosuccinimide- A kinetic study, *Tetrahedron.*, **1974**, *30*(3), 419-425.
14. Swami, P.; Malani, N.; Agarwal, S.; Sharma, P. K., Oxidation of aliphatic aldehydes by tetraethylammonium chlorochromate: A kinetic and mechanistic study, *Prog. React. Kinet. Mec.*, **2010**, *35*(3), 309-319.
15. Perrin, D. D.; Armarego, L.; Perrin, D. R. Purification of organic compounds, (Pergamon, Oxford) **1966**.
16. Bishnoi, G.; Sindal, R. S.; Mishra, P.; Sharma, P. K., Kinetics and mechanism of the oxidative regeneration of carbonyl compounds from oximes by quinolinium bromochromate, *J. Ind. Chem. Soc.*, **2007**, *84*(5), 458-461.
17. Sharma, A.; Vyas, N.; Choudhary, A.; Prasadrao PTSRK; Sharma, V., Oxidative regeneration of carbonyl compounds from oximes by pyridinium fluorochromate: A kinetic and mechanistic study, *Asian J. Chem.*, **2013**, *25*(5), 2792-2796.
18. Vyas, S.; Sharma, P. K.; Banerji, K. K., Kinetics and mechanism of the oxidation of some unsaturated acids by 2,2'-bipyridinium chlorochromate, *Ind. J. Chem.*, **2001**, *40A* (11), 1182-1186.
19. Sharma, P. K., Kinetics and mechanism of the oxidation of aliphatic secondary alcohols by benzyltrimethylammonium chlorobromate, *Asian J. Chem.*, **2014**, *26*(9), 2702-2706.
20. Daiya, A.; Sharma, D.; Baghmar, M.; Mishra, P.; Sharma, S.; Sharma, V., Oxidation of aliphatic primary alcohols by tetrakis (pyridine) silver dichromate- A kinetic and mechanistic approach, *Eur. Chem. Bull.*, **2012**, *1*(3-4), 75-80.
21. Purohit, V.; Mishra, P., Kinetics and mechanism of oxidation of secondary alcohols by morpholinium fluorochromate, *Eur. Chem. Bull.*, **2016**, *5*(8), 324-329.
22. Baghmar, M., Kinetics and mechanism of oxidation of aliphatic aldehydes by tetrabutylammonium tribromide, *Int. J. Chem. Kinet.*, **2001**, *33*(6), 390-395.
23. Kumar, R.; Pandey, D.; Kothari, S., Kinetics and mechanism of the oxidation of oxyacids of phosphorus by benzimidazolium dichromate, *Prog. React. Kinet. Mec.*, **2011**, *36*(4), 352-360.

24. Westaway, K. C., Using kinetic isotope effects to determine the structure of the transition states of SN2 reactions, *Adv. Phy. Org. Chem.*, **2006**, *41*, 217-273.
25. Simmons, E. M.; Hartwig, J. F., On the interpretation of deuterium kinetic isotope effects in C-H bond functionalizations by transition metal complexes, *Ange. Chem. Int.*, Ed. **2012**, *51*(13), 3066-3072.
26. Knipe, A. C., *Organic Reaction Mechanism, 2016*", Wiley, **2020**.
27. Arrhenius, S. A., On the reaction rate of the inversion of non-refined sugar upon souring, *Z. Phys. Chem.*, **1889**, *4*, 96-116.
28. Reichardt, C.; Welton, T., *Solvents and solvent effects in organic chemistry*, Wiley-VCH, **1990**, 147-181.
29. Vadera, K.; Yajurvedi, D.; Purohit, P.; Mishra, P.; Sharma, P. K., Structure reactivity correlation in the oxidation of substituted benzaldehydes by pyridinium bromochromate, *Prog. React. Kinet. Mec.*, **2010**, *35*, 265-280.
30. Liu, L.; Guo, Q. X., Isokinetic relationship, isoequilibrium relationship and enthalpy-entropy compensation, *Chem. Rev.*, **2001**, *101*(3), 673-695.
31. Saraswat, S.; Sharma, V.; Banerjee, K. K., Kinetics and mechanism of oxidation of aliphatic primary alcohols by quinolinium bromochromate, *J. Chem. Sci.*, **2003**, *115*(1), 75-82.
32. Exner, O., Additive physical properties. I. General relationships and problems of statistical nature, *Collect. Czech. Chem. Commun.*, **1966**, *31*(8), 3222-3251.
33. Kamlet, M. J.; Doherty, R. M.; Abraham, M. H.; Marcus, Y.; Taft, R. W., Linear salvation energy relationship, *J. Phys. Chem.*, **1988**, *92*(18), 5244-5255.
34. Taft, R. W.; Abboud, J. L. M.; Kamlet, M. J.; Abraham, M., Linear salvation energy relations, *Journal of solution chemistry.*, **1985**, *14*, 153-186.
35. Swain, C. G.; Swain, M. S.; Povel, A. L.; Alunni S., Solvent effects on chemical reactivity. Evaluation of anion and cation salvation components, *J. Am. Chem. Soc.*, **1983**, *105*(3), 502-513.
36. Agarwal, A.; Bhatt, P.; Banerjee, K. K., Kinetics and mechanism of oxidation of organic sulphides by N-chloro acetamide, *J. Phy. Org. Chem.*, **1989**, *3*, 174-180.
37. Vyas, S.; Sharma, P. K., Kinetics and mechanism of oxidation of organic sulphides by 2,2'-bipyridinium chlorochromate, *J. Chem. Sci.*, **2002**, *114*(2), 137-148.
38. Pevelich, W. A.; Taft, R. W., The evaluation of inductive and steric effects on reactivity. The methoxide ioncatalyzed rates of methanolysis of l-menthyl esters in methanol, *Journal of American Chemical Society.*, **1957**; *79*(18), 4935-4940.
39. Muller, P. Glossary of terms used in physical organic chemistry (IUPAC Recommendations 1994)", *Pure and Applied Chemistry.*, **1994**.
40. Baghmaar, M., Kinetics and mechanism of oxidation of aliphatic alcohols by tetrabutylammonium tribromide, *J. Chem. Sci.*, **2001**, *113*(2), 139-146.
41. Pandey, D.; Kachawa, T.; Kothari, S., Kinetics and correlation analysis of reactivity in the oxidation of some α -hydroxy acids by benzimidazolium dichromate, *Prog. React. Kinet. Mec.*, **2018**, *43*(3-4), 300-314.
42. Choudhary K.; Sharma, P. K.; Banerji, K. K., Kinetics and mechanism of oxidation of aliphatic alcohols by quinolinium fluorochromate, *Int. J. Chem. Kinet.*, **1999**, *31*(7), 469-475.
43. Rao, P. S. C., Kinetics and mechanism of oxidation of diols by pyridinium bromochromate, *Int J. Chem. Kinet.*, **1998**, *30*(4), 285-290.
44. Khatri, J.; Vyas, N.; Mishra, P.; Kotai, L.; Sajo, I. E.; Sharma, V., Oxidation of some vicinal and non vicinal diols by quinolinium chlorochromate: A kinetic mechanistic study, *Int. J. Cur. Chem.*, **2012**, *3*(3-4), 71-82.
45. Arora, B.; Ojha, J.; Mishra, P., Oxidation of diols by morpholinium fluorochromate: A kinetic mechanistic study, *J. Adv. Sci. Res.*, **2021**, *12*(1), 57-65.
46. Asopa, R.; Bhatt, P.; Banerjee, K. K., Correlation analysis of reactivity in the oxidation of substituted mandelic acids by pyridinium fluorochromate, *Ind. J. Chem.*, **1992**, *31*(A), 706-709.
47. Swami, P.; Yajurvedi, D.; Mishra, P.; Sharma, P. K., Oxidation of some α -hydroxy acids by tetraethylammonium chlorochromate: A kinetic and mechanistic study, *Int. J. Chem. Kinet.*, **2010**, *42*(1), 50-55.
48. Purohit, V.; Mishra, P., Kinetics and mechanism of different α -hydroxy acids oxidation by morpholinium fluorochromate, *Inn. Sci. and Soc. Tech., Cibtech.*, **2018**, *6*(1), 27-37.