



Nano Nickel-Cobalt Ferrite Catalyzed One Pot Synthesis of 14-Aryl-14H-dibenzo[a, j]xanthenes and 12-Aryl-8, 9, 10, 12-tetrahydrobenzo[a]xanthene-11-one Derivatives

RAGHU BABU KORUPOLU¹, SRIVIDHYA MARIPI^{1*}, SURI BABU MADASU¹,
RAVI KUMAR MAJJI¹, RAVI KUMAR GANTA¹ and PANDU NAIDU CHILLA¹

¹Department of Engineering Chemistry, A. U. College of Engineering (A),
Andhra University, Visakhapatnam - 530 003, Andhra Pradesh, India.

*Corresponding author E-mail: vidyasri.chem@gmail.com

<http://dx.doi.org/10.13005/ojc/330113>

(Received: December 29 2016; Accepted: February 02, 2017)

ABSTRACT

A simple, green and multi component, one pot synthesis of 14-Aryl-14H-dibenzo[a, j]xanthene derivatives by condensation of aryl aldehydes with 2-naphthol using magnetically separable and recyclable heterogeneous catalyst nano nickel cobalt ferrite ($\text{Ni}_{0.5}\text{Co}_{0.5}\text{Fe}_2\text{O}_4$), has been described. In addition, a one-pot three component condensation of aryl aldehydes, 2-naphthol and dimedone has been developed to furnish 12-Aryl-8, 9, 10, 12-tetrahydrobenzo[a]xanthene-11-one derivatives in good to excellent yields under the same reaction conditions. The main advantage of this method is the nano catalyst can be reused up to five reaction cycles without losing the catalytic activity.

Keywords: Xanthenes, Naphthol, Nano nickel cobalt ferrite
($\text{Ni}_{0.5}\text{Co}_{0.5}\text{Fe}_2\text{O}_4$) catalyst and recyclable catalyst.

INTRODUCTION

One-pot, Multi Component Reactions (MCRs) are having momentous meaning due to formulation of mono product with elevated yields by the blending of two or more components in a one step process^{1,2}. The advantages of MCR's are atom economy, less time consuming, easy purification process and avoid protection – deprotection steps. Therefore, the design and development of efficient and green MCRs focussed on a target molecule is

one of the most important challenges in organic synthesis in both medicinally and industrially.

Xanthenes and benzoxanthenes are an important class of oxygen heterocycles³. Xanthenes and benzoxanthenes are important intermediates in organic synthesis due to their wide range of biological and pharmaceutical activities such as antiviral⁴, antibacterial⁵ and anti-inflammatory activities⁶. These compounds are also being utilized as antagonists for the paralyzing action of zoxazolamine⁷, in

photodynamic therapy⁸, as leuco-dyes in laser technology⁹ and as P^H- sensitive fluorescent material for visualization of biomolecules¹⁰.

Many synthetic strategies has been developed for synthesis of xanthenes and benzoxanthenes because of their pharmacological and biological activities such as cyclo-acylation of carbamates¹¹, trapping of benzynes by phenol¹², cyclocondensation between 2-hydroxy aromatic aldehydes and 2-tetralone¹³, cyclodehydrations¹⁴ and cyclization of polycyclic aryltriflate esters¹⁵. Recently the synthesis of benzoxanthenes has been achieved by the condensation of aromatic aldehydes with 2-naphthol by cyclodehydration in the presence of various catalysts such as amberlyst-15¹⁶, sulfamic acid¹⁷, molecular iodine¹⁸, Al(HSO₄)₃¹⁹, p-TSA²⁰, cyanuric chloride²¹ and LiBr²², dowex-50W²³, NH₄H₂PO₄²⁴, silica sulphuric acid²⁵, HClO₄-SiO₂²⁶ and H₂SO₄ in acetic acid as solvent²⁷. The synthesis of 12-aryl-8, 9, 10, 12-tetrahydrobenzo[a]xanthene-11-one derivatives involves the condensation of dimedone with aldehyde and 2-naphthol. The various catalysts have been reported for the synthesis of 12-aryl-tetrahydrobenzo[a]xanthene-11-one derivatives such as InCl₃ and P₂O₅²⁸, p-toluenesulfonic acid (PTSA)/ionic liquid²⁹, proline triflate³⁰, ceric ammonium nitrate³¹, iodine³², sulfamic acid³³, cyanuric chloride³⁴, Sr(OTf)₂³⁵ and HClO₄-SiO₂³⁶.

The methods which are specified above are having its own advantages and merits, however many of these methods are unsatisfactory as they involve the use of halogenated solvents, unsatisfactory yields, catalyst loadings up to 30 mol%, prolonged reaction time and tedious experimental procedures. All of these disadvantages make further improvements for the synthesis of such molecules essential. Therefore, it is necessary to develop the alternate methods for the synthesis of 14-Aryl-14H-dibenzo [a, j] xanthenes and 12-Aryl-8, 9, 10, 12-tetrahydrobenzo[a]xanthene-11-one derivatives. The synthesis mechanism should involve simple in process, efficient, eco friendly with high yields with novel catalysts.

Recently, nanomaterial-based catalysts as prominent heterogeneous catalysts are widely used in order to accelerate catalytic processes, particularly because they are accompanied with the principle of the green chemistry. The greener generation of

nanoparticles and their eco-friendly applications in catalysis via magnetically recoverable and recyclable nano-catalysts for a variety of oxidation, reduction, and condensation reactions³⁷⁻⁴⁰, has made an incredible impact on the development of sustainable pathways. Magnetically recyclable nano catalysts and their use in benign media is an ideal merge for the development of sustainable methodologies in organic synthesis.

Therefore, in order to accomplish the novel, high yielding and eco-friendly synthetic process, minimizing the by-products, with minimum number of separate reaction steps, improving the yields, our research work was extended by the application of nano catalysts in MCRs, we wish to report a clean and environmentally friendly approach to the synthesis of 14-Aryl-14H-dibenzo[a, j]xanthenes and tetrahydrobenzo[a]xanthene-11-ones via multi-component reaction of aldehydes, 2-naphthol and dimedone in the presence of nickel cobalt ferrite nanoparticles.

Due to the effective activity of magnetically separable nickel cobalt ferrite nano particles have the advantages of recyclability, easy work-up and clean reaction profiles apart from the lack of necessity ligands and in minimizing the organic waste generation when compared to the conventional catalytic systems. In this, we report 14-Aryl-14H-dibenzo[a, j]xanthenes and 12-Aryl-tetrahydrobenzo[a]xanthene-11-ones using magnetically separable and recyclable nano nickel cobalt ferrite as heterogeneous catalyst. The synthesised derivatives were characterised by IR, H¹-NMR and Mass spectral data.

MATERIALS AND METHODS

Experimental

Sigma Aldrich has been selected as vendor for sourcing the chemicals. All chemicals were purchased, which is having the purity not less than 99.9%. Analytical Thin Layer Chromatography (TLC) was carried out by using silica gel 60 F254 pre-coated plates. Visualization was accomplished with UV lamp. All the products were characterized by their IR, H¹ NMR and Mass spectra. ¹H NMR was recorded on 300 MHz in CDCl₃/DMSO, and the chemical shifts were reported in parts per million (ppm, δ) downfield from the Tetramethyl silane (TMS).

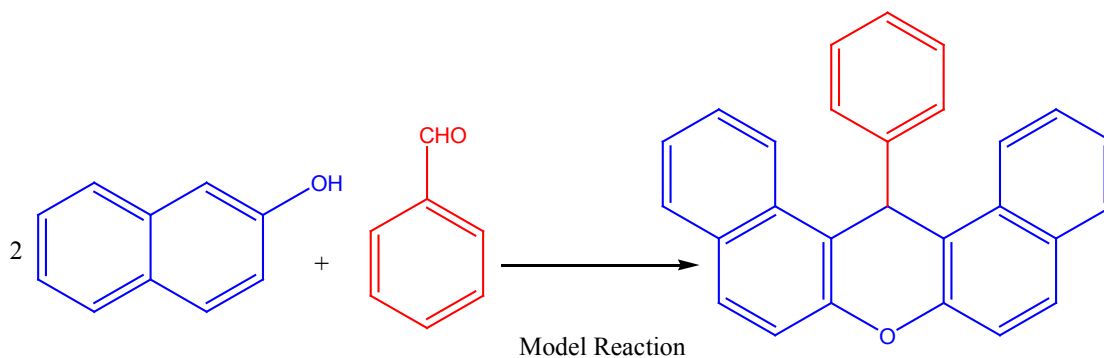
Preparation of the Nickel –Cobalt Ferrite nano catalyst

Nickel-Cobalt Ferrites with formula $Ni_xCo_{1-x}Fe_2O_4$ ($x= 1, 0.75, 0.5, 0.25$ and 0). In this $Ni_{0.5}Co_{0.5}Fe_2O_4$ ($x=0.5$) has been chosen for the study and was synthesised by a chemical sol-gel co-precipitation method. In order to prepare $Ni_{0.5}Co_{0.5}Fe_2O_4$ nanoparticles, 0.05 moles of nickel nitrate, 0.05 moles of cobalt nitrate and 2 moles of iron nitrate are dissolved separately in a little amount of deionised water and then citric acid solution was prepared stoichiometric proportions. These two solutions were added in a 1:1 molar ratio and P^H adjusted to 7 by the addition of ammonia and ethylene glycol is added. The aqueous mixture was heated to $60^\circ C$, it was converted to gel and

then temperature increased to $200^\circ C$ finally to get powder. That powder was calcined to $600^\circ C$ and then characterised with XRD and SEM.

General experimental procedure for synthesis of 14-Aryl-14H-dibenzo[a, j]xanthenes

Aromatic aldehyde (2 mmol) and 2-naphthol (4 mmol) and nano nickel cobalt ferrite ($Ni_{0.5}Co_{0.5}Fe_2O_4$, 20 mol %) catalyst were taken in a round bottomed flask and the contents are dissolved in 5 mL of ethanol. Then the reaction mixture stirred for 20 min at reflux temperature (scheme-1). The progress of the reaction was monitored by TLC (n-hexane: ethyl acetate 4:1). After completion of the reaction the catalyst was separated by using an external strong Neodymium35 magnet. Then 10 mL of ethanol



Synthesis of 14-Aryl-14H-dibenzo[a, j]xanthenes

Table 1: Optimisation of reaction conditions

Entry	Catalyst	Solvent	Temperature($^\circ C$)	Time	Yield(%, w/w)
1	-	CH_2Cl_2	RT	5 hrs	<10
2	-	$CHCl_3$	RT	5 hrs	<10
3	-	CH_3CN	RT	5 hrs	<10
4	-	$ClCH_2CH_2Cl$	RT	5 hrs	<10
5	-	Ethanol	RT	5 hrs	<10
6	5 (mol %)	CH_2Cl_2	35-40	3 hrs	20
7	5 (mol %)	$CHCl_3$	60-65	3 hrs	24
8	5 (mol %)	CH_3CN	80-85	3 hrs	27
9	5 (mol %)	$ClCH_2CH_2Cl$	80-85	3 hrs	25
10	5 (mol %)	Ethanol	75-78	2 hrs	52
11	10 (mol %)	Ethanol	75-78	1 hr	65
12	15 (mol %)	Ethanol	75-78	40 min	85
13	20 (mol %)	Ethanol	75-78	20 min	95
14	25 (mol %)	Ethanol	75-78	20 min	95
15	30 (mol %)	Ethanol	75-78	20 min	95

was added to the reaction mixture and removal of solvent by rota vapor. After, the dried product was recrystallized from hot ethanol for several times to get the corresponding pure product 14-aryl-14H-dibenzo[a,j]xanthene derivatives in excellent yields. The products were confirmed by IR, ^1H NMR, and Mass spectras.

General experimental procedure for synthesis of 12-Aryl-8, 9, 10, 12-tetrahydrobenzo[a]xanthene-11-one

A mixture of aromatic aldehyde (2 mmol) and 2-naphthol (2 mmol) dimedone (2 mmol) and nano nickel cobalt ferrite ($\text{Ni}_{0.5}\text{Co}_{0.5}\text{Fe}_2\text{O}_4$, 20 mol %) catalyst were taken in a round bottomed flask and the contents are dissolved in 5 mL of ethanol. Then the reaction mixture stirred for 30 min at reflux temperature (scheme-2). The progress of the reaction was monitored by TLC (n-hexane: ethyl acetate 4:1). After completion of the reaction the

catalyst was separated by using an external strong Neodymium35 magnet. Then 10 mL of ethanol was added to the reaction mixture and removal of solvent by rota vapor. After, the dried product was recrystallized from hot ethanol for several times to get the corresponding pure product tetrahydrobenzo[a]xanthene-11-one derivatives in excellent yields. The products were confirmed by IR, ^1H NMR, and Mass spectras.

RESULTS AND DISCUSSIONS

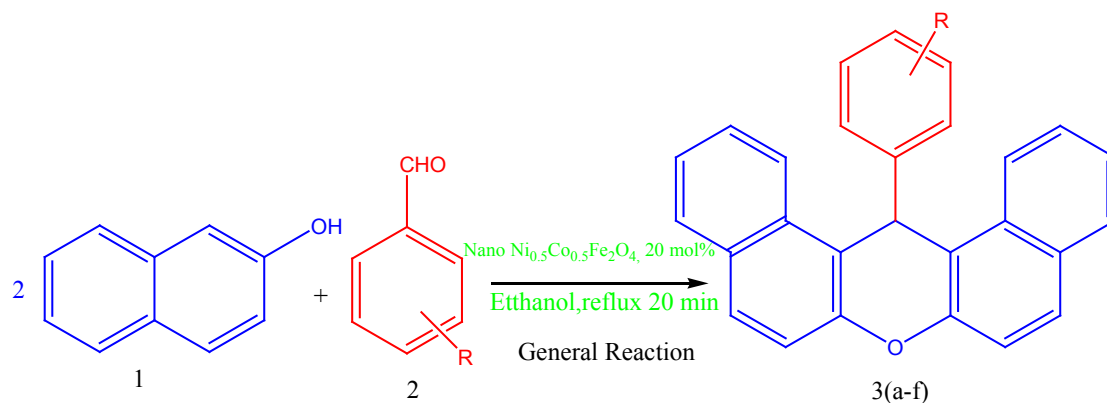
Chemistry

Initially a model reaction is conducted at room temperature using different solvents and different mol% of catalyst for synthesis of 14-Aryl-14H-dibenzo[a, j]xanthenes and 12-Aryl-8, 9, 10, 12-tetrahydrobenzo[a]xanthene-11-one to investigate the feasibility of the reaction.

Benzaldehyde and 2-naphthol were taken in different solvents (CH_2Cl_2 , CHCl_3 , CH_3CN , $\text{ClCH}_2\text{CH}_2\text{Cl}$ and ethanol), stirred for 5 hrs without catalyst at room temperature. It is observed that very low yield (<10%, Table-1, entry 1-5) of product is obtained even after 5 hrs of stirring. There was a slight increase in yield (10% to 52%, Table-1, entry 6-10), when the reaction mixture is added with 5 mol% nano nickel cobalt ferrite ($\text{Ni}_{0.5}\text{Co}_{0.5}\text{Fe}_2\text{O}_4$) catalyst even on stirring for just 3 hrs at refluxed temperatures. It was observed that yield 52% obtained was much better in ethanol solvent at the same reaction conditions. On increasing the catalyst to 10 and 15 mol%, there was increase in yield up to

Table 2: $\text{Ni}_{0.5}\text{Co}_{0.5}\text{Fe}_2\text{O}_4$ Catalysed synthesis of 14-Aryl-14Hdibenzo[a,j]xanthene derivatives

Entry	Product	R	Time (min)	Yield (% , w/w)
1	3a	H	20	92%
2	3b	2-OH	20	93%
3	3c	4-Cl	20	96%
4	3d	4-OH	20	95%
5	3e	4- NO_2	20	94%
6	3f	4- CH_3	20	95%



Scheme 1: Nickel Cobalt Ferrite catalysed synthesis of 14-Aryl-14Hdibenzo[a,j]xanthene derivatives

65% and 85% respectively at the 75-78°C (Table-1, entry 11 and 12). Further increasing the catalyst to 20 mol% increased the yield to 95% (Table-1, entry 13) in 20 minutes. All the results are tabulated in Table 1. No change was observed on further enhancing the catalyst mol%.

With the optimised conditions in hand, the reaction was performed with different benzaldehydes (scheme 1) to explore the scope and generality

of the present protocol and the results of these observations are summarized in Table 2. From the results, Benzaldehyde and other aromatic aldehydes containing electron-withdrawing and electron-donating groups were converted efficiently to the corresponding dibenzoxanthenes in excellent yields. The structures of synthesized dibenzo xanthenes were confirmed by IR, ¹H NMR and Mass spectral analysis.

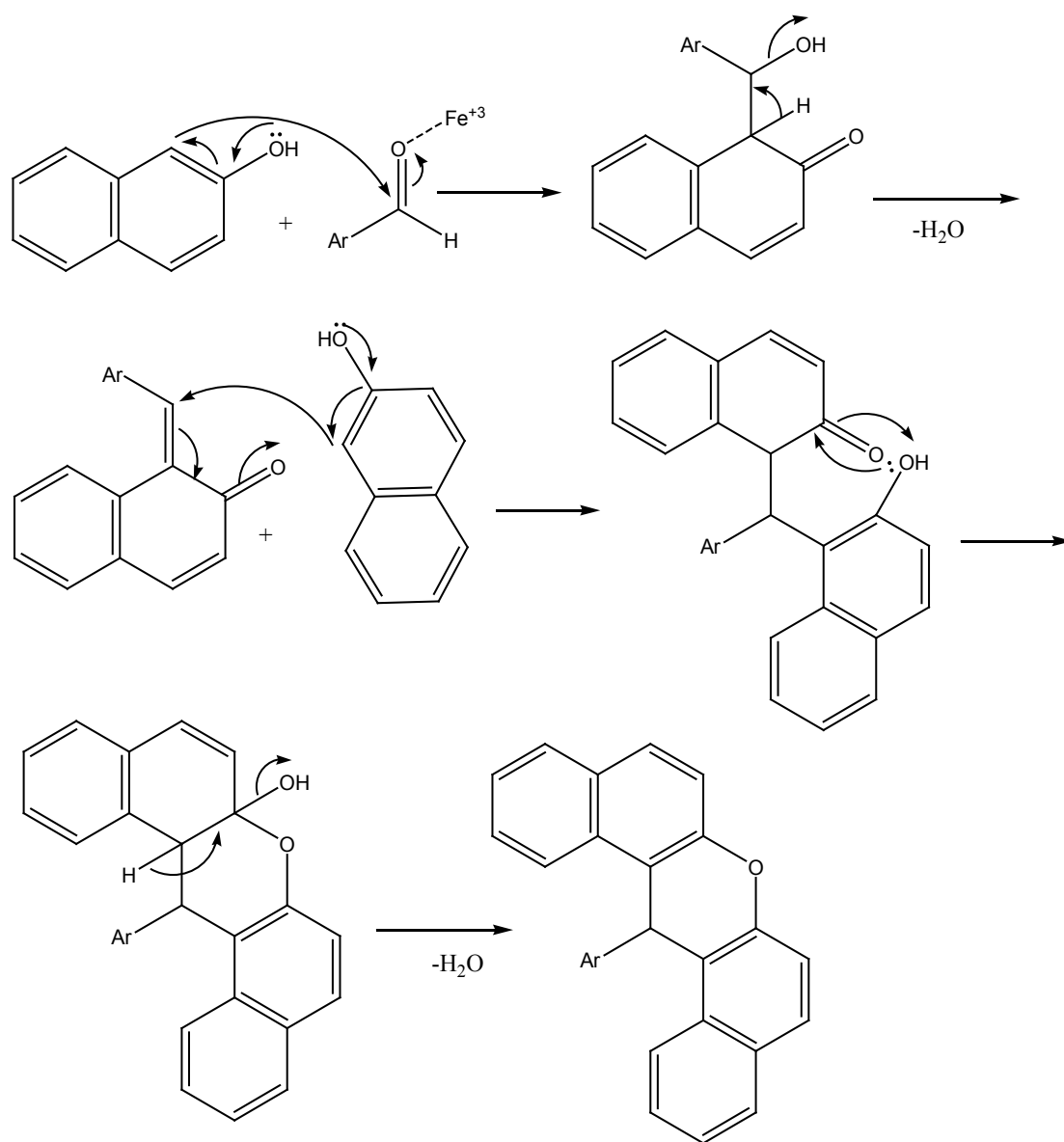


Fig. 1: Plausible mechanism for the formation of 14-Aryl-14H-dibenzo[a,j]xanthenes

The plausible mechanism for the formation of 14-Aryl-14H-dibenzo[a,j]xanthenes by using nickel cobalt ferrite NPs is shown in figure 1.

On the other hand a model reaction is conducted by using different solvents and different mol% of catalyst for synthesis of 12-aryl-8, 9, 10, 12-tetrahydrobenzo[a]xanthene-11-one to investigate the feasibility of the reaction.

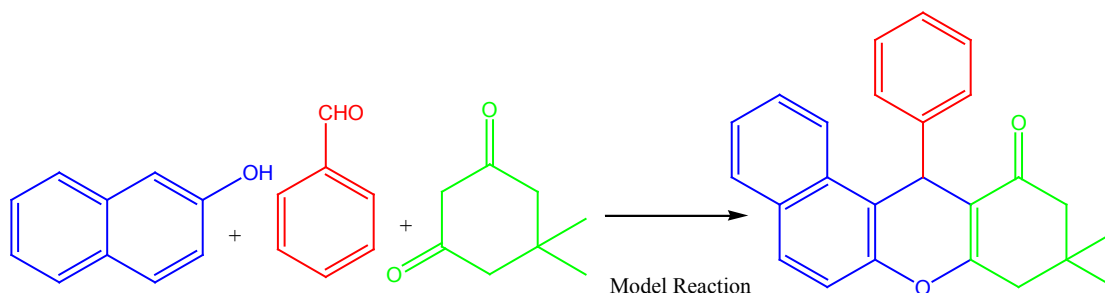
Dimedone, benzaldehyde and 2-naphthol were taken in different solvents chloroform (CHCl₃), acetonitrile (CH₃CN), tetrahydrofuran (THF), dichloroethane (ClCH₂CH₂Cl) and ethanol stirred for 8 hrs without catalyst at room temperature. It is observed that very low yield (<10%, Table-4, entry 1-5) of product is obtained even after 8 hrs of stirring. There was a slight increase in yield (10% to 55 %, Table-4, entry 6-10), when the reaction mixture is added with 5 mol% nano nickel cobalt ferrite (Ni_{0.5}Co_{0.5}Fe₂O₄) catalyst even on stirring for just 5 hrs at refluxed temperatures. It was observed

that yield 55% obtained was much better in ethanol solvent at the same reaction conditions. On increasing the catalyst to 10 and 15 mol%, there was increase in yield up to 70% and 85% respectively at the 75-78° C. Further increasing the catalyst to 20 mol% increased the yield to 96% (Table-4, entry 13) in 30 minutes. All the results are tabulated in Table-4. No change was observed on further enhancing the catalyst mol%.

With the optimised conditions in hand, the reaction was performed with different benzaldehydes (scheme 2) to explore the scope and generality of the present protocol and the results of these observations are summarized in Table 5. From the results, aromatic aldehydes carrying either an electron donating groups or an electron withdrawing groups reacted successfully and gave the products in good to excellent yields. The structures of synthesized tetrahydrobenzo xanthenes were confirmed by IR, H¹NMR and Mass spectral analysis.

Table 3: Screening of various catalysts with nickel cobalt ferrite (Ni_{0.5}Co_{0.5}Fe₂O₄) in the synthesis of 14-Aryl-14H-dibenzo[a,j]xanthenes

Entry	Catalyst	Temperature(°C)	Time	Yield (% , w/w)	Reference
1	p-TSA	125	15-24 hrs	81-93	20
2	Sulfamic acid	125	6-12 hrs	90-95	17
3	Amberlyst-15	125	0.5-2 hrs	80-94	16
4	Iodine	90	0.5-1 hr	74-91	18
5	Dowex-50W	100	2 hrs	86-91	23
6	LiBr	130	1-2 hrs	80-84	22
7	Cyanuric chloride	110	32 min	91	21
8	Silica sulfuric acid	80	45 min	86	25
9	H ₂ SO ₄ /AcOH	80	73 hrs	60-90	27
10	Ni _{0.5} Co _{0.5} Fe ₂ O ₄	75	20 min	95	Present work



Synthesis of 12-aryl-8, 9, 10, 12-tetrahydrobenzo[a]xanthene-11-one

The plausible mechanism for the formation of 12-aryl-8, 9, 10, 12-tetrahydrobenzo[a]xanthene-11-one by using nickel cobalt ferrite NPs is shown in figure 2.

Reusability of the catalyst

The reusability of nickel cobalt ferrite NPs is one of the most important advantages of this protocol that makes it useful for practical commercial applications. We have examined the recyclability of nickel cobalt ferrite NPs catalyst for the model reaction. Interestingly, the recovered catalyst could be reused for up to five cycles which is evident from Table 7. The catalyst was separated by using

a magnet after completion of the reaction, washed with water followed by chloroform, dried in oven and reused for the next cycle.

Spectral data

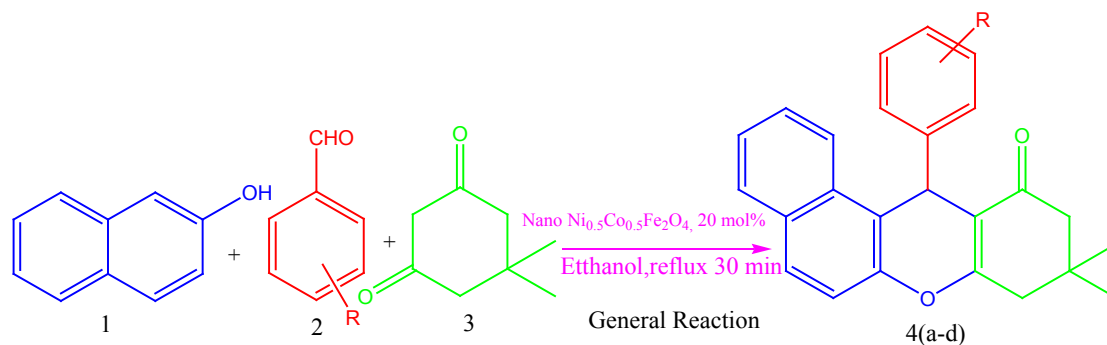
Spectral data of 14-Aryl-14H-dibenzo[a, j] xanthenes

14-Phenyl-14H-dibenzo[a,j]xanthene

White solid, Mp: 182-185°C; ¹H NMR (300 MHz, CDCl₃) δ = 8.30 (2H, d, J = 8.4 Hz), 7.75 (2H, d, J = 7.8 Hz), 7.80 (2H, d, J = 8.8 Hz), 7.60 (2H, t, J = 7.8 Hz), 7.53 (2H, d, J = 7.5 Hz), 7.55 (2H, d, J = 8.8 Hz), 7.42 (2H, t, J = 7.5 Hz), 7.15 (2H, t, J = 7.5 Hz), 7.10 (1H, t, J = 7.5 Hz), 6.50 (1H, s); FTIR

Table 4: Optimisation of reaction conditions

Entry	Catalyst	Solvent	Temperature(°C)	Time	Yield(%, w/w)
1	-	CHCl ₃	RT	8 hrs	<10
2	-	CH ₃ CN	RT	8 hrs	<10
3	-	THF	RT	8 hrs	<10
4	-	CICH ₂ CH ₂ Cl	RT	8 hrs	<10
5	-	Ethanol	RT	8 hrs	<10
6	5 (mol %)	CHCl ₃	60-65	5 hrs	40
7	5 (mol %)	CH ₃ CN	80-85	5 hrs	35
8	5 (mol %)	THF	64-68	5 hrs	42
9	5 (mol %)	CICH ₂ CH ₂ Cl	80-85	5 hrs	40
10	5 (mol %)	Ethanol	75-78	3 hrs	55
11	10 (mol %)	Ethanol	75-78	1.5 hr	70
12	15 (mol %)	Ethanol	75-78	40 min	85
13	20 (mol %)	Ethanol	75-78	30 min	96
14	25 (mol %)	Ethanol	75-78	30 min	96
15	30 (mol %)	Ethanol	75-78	30 min	96



Scheme 2: Ni_{0.5}Co_{0.5}Fe₂O₄ Catalysed synthesis of 12-aryl-8, 9, 10, 12-tetrahydrobenzo[a]xanthene-11-one derivatives

(KBr, cm^{-1}): 3070, 3030, 2885, 1630 1591, 1520, 1490, 1460, 1252, 1070, 1020, 965, 830 744, 700; ESI-MS: $m/z = 359$ (M+H)⁺

14-(2-Hydroxyphenyl)-14H-dibenzo[a,j]xanthene

Pink solid, Mp: 137-140°C; ¹H NMR (300 MHz, CDCl_3) $\delta = 3.80$ (br s, 1H) 6.15 (s, 1H), 7.05-

7.35 (m, 4H $J = 7.4$ -8.5), 7.83 (2H, d, $J = 4.1$ Hz), 7.75 (2H, d, $J = 5.5$ Hz), 7.55 (2H, d, $J = 8.7$ Hz), 7.25 (2H, t, $J = 5.5$ Hz), 7.60 (2H, d, $J = 8.9$ Hz), 7.55 (2H, t, $J = 8$ Hz); FTIR (KBr, cm^{-1}): 3400, 3020, 2890, 1650, 1592, 1520, 1450, 1410, 1251, 1240, 815; ESI-MS: $m/z = 375.43$ (M+H)⁺

14-(4-Chlorophenyl)-14H-dibenzo[a,j]xanthene

Brown solid, Mp: 285-288°C. ¹H NMR (300 MHz, CDCl_3) $\delta = 6.45$ (s, 1H), 8.12 (2H, d, $J = 7.9$ Hz), 7.55 (2H, d, $J = 8.8$ Hz), 7.60 (2H, d, $J = 4.4$ Hz), 7.82 (2H, d, $J = 5.5$ Hz), 7.55 (2H, d, $J = 8.5$ Hz), 7.65 (2H, t, $J = 5.5$ Hz), 7.45 (2H, d, $J = 8.7$ Hz), 7.45 (2H, t, $J = 7.9$ Hz); FTIR (KBr, cm^{-1}): 3130 1610, 1590, 1450, 1220 1110, 830, 776; ESI-MS: $m/z = 393.8$ (M+H)⁺

14-(4-Hydroxyphenyl)-14H-dibenzo[a,j]xanthene

Pink solid, Mp: 138-140°C. ¹H NMR (300 MHz, CDCl_3) $\delta = 4.85$ (br s, 1H), 6.42 (s, 1H), 8.15

Table 5: $\text{Ni}_{0.5}\text{Co}_{0.5}\text{Fe}_2\text{O}_4$ Catalysed synthesis of 12-aryl-8, 9, 10, 12-tetrahydrobenzo[a]xanthene-11-one derivatives

Entry	Product	R	Time (min)	Yield (% w/w)
1	4a	4-OCH ₃	30	96%
2	4b	2-NO ₂	30	94%
3	4c	2-OH	30	94%
4	4d	4-(2-pyridyl)	30	96%

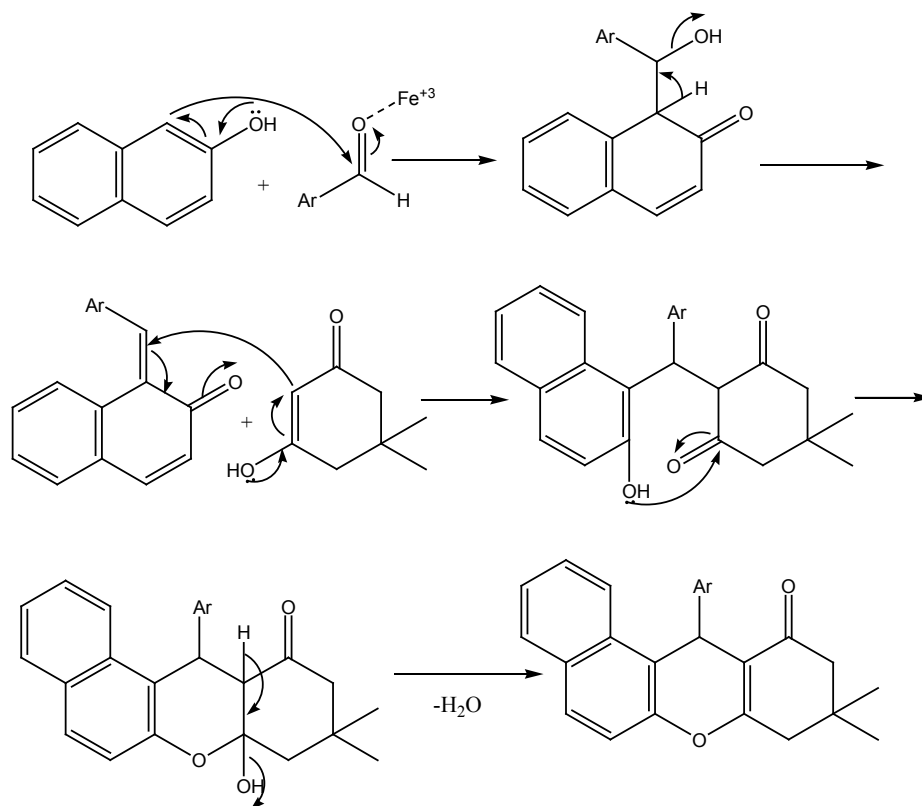


Fig. 2: Plausible mechanism for the formation of 12-aryl-8, 9, 10, 12-tetrahydrobenzo[a]xanthene-11-one

(2H, d, J = 8.5 Hz), 7.75 (2H, d, J = 8.8 Hz), 7.75 (2H, d, J = 4.1 Hz), 7.85 (2H, d, J = 5.5 Hz), 7.75 (2H, d, J = 8.7 Hz), 7.65 (2H, t, J = 5.6 Hz), 7.58 (2H, d, J = 8.9 Hz), 7.55 (2H, t, J = 8 Hz); FTIR (KBr, cm^{-1}): 3410, 1580, 1511, 1410, 1240, 1240, 815; ESI-MS: $m/z = 375.4$ (M+H)⁺

14-(4-Nitrophenyl)-14H-dibenzo[a,j]xanthene

Yellow solid, Mp: 182-185°C; ¹H NMR (300 MHz, CDCl_3) $\delta = 8.21$ (2H, d, J = 8.5 Hz), 7.85 (2H, d, J = 8.7 Hz), 7.85 (2H, d, J = 4.2 Hz), 7.85 (2H, d, J = 5.5 Hz), 7.65 (2H, d, J = 8.5 Hz), 7.60 (2H, t, J = 5.6 Hz), 7.55 (2H, d, J = 9 Hz), 7.45 (2H, t, J = 7.9 Hz), 6.42 (1H, s); FTIR (KBr, cm^{-1}): 3070, 2920, 1620, 1592, 1612, 1592, 1615, 1450, 1410, 1345., 1210, 1150, 1100 1020, 960, 850, 830, 740, 690; ESI-MS: $m/z = 404.12$ (M+H)⁺

14-(4-Methylphenyl)-14H-dibenzo[a,j]xanthene

White solid, Mp: 227-229°C; ¹H NMR (300 MHz, CDCl_3) $\delta = 2.12$ (s, 3H), 6.42 (s, 1H), 7.80 (2H,

d, J = 4.5 Hz), 7.75 (2H, d, J = 5.0 Hz), 7.75 (2H, d, J = 9 Hz), 7.73 (2H, t, J = 5.6 Hz), 7.55 (2H, d, J = 8.9 Hz), 7.55 (2H, t, J = 8 Hz), 7.15-7.38 (m, 4H); FTIR (KBr, cm^{-1}): 3400, 3050, 1620, 1595, 1520, 1450, 1412, 1355, 1230, 1140, 810, 750; ESI-MS: $m/z = 373.42$ (M+H)⁺

Spectral data of 12-aryl-8, 9, 10, 12-tetrahydrobenzo[a]xanthene-11-one

12-(4-Methoxyphenyl)-9, 9-dimethyl-8, 9, 10, 12-tetrahydro-benzo[a] xanthen-11-one

White solid, Mp: 150-153°C; ¹H NMR (300 MHz, CDCl_3) $\delta = 3.8$ (s, 3H), 0.85 (s, 3H), 1.10 (s, 3H), 2.05 (dd, J = 16.5 Hz, 2H), 2.60 (s, 2H), 7.05-7.95 (m, 11H), 5.75 (s, 1H); FTIR (KBr, cm^{-1}): 3060, 2950, 2885, 1652, 1375, 1230 1180 1060, 810; ESI-MS: $m/z = 354.15$ (M+H)⁺

12-(2-Nitrophenyl)-9, 9-dimethyl-8, 9, 10, 12-tetrahydro-benzo[a] xanthen-11-one

White solid, Mp: 220-222°C; ¹H NMR (300

Table 6: Screening of various catalysts with $\text{Ni}_{0.5}\text{Co}_{0.5}\text{Fe}_2\text{O}_4$ in the synthesis of 12-aryl-8, 9, 10, 12-tetrahydrobenzo[a]xanthene-11-one derivatives

Entry	Catalyst	Temp.(°C)	Time	Yield (%, w/w)	Reference
1	InCl_3	120	30 min	84	28
2	Prolin triflate	100	300 min	79	30
3	CAN	120	30 min	94	31
4	I_2	60	75 min	90	32
5	$\text{HClO}_4/\text{SiO}_2$	80	72 min	89	36
6	PTSA	80	180 min	90	29
7	$\text{Sr}(\text{oTf})_2$	80	300 min	85	35
8	Sulfamic acid	-	60 min	59	33
9	$\text{Ni}_{0.5}\text{Co}_{0.5}\text{Fe}_2\text{O}_4$ NPs	78	30 min	96	Present work

Table 7: Productivity with re-cycle catalyst

Entry	Catalystre-use	Yield(%, w/w)
1	1 st cycle	94
2	2 nd cycle	92
3	3 rd cycle	90
4	4 th cycle	89
5	5 th cycle	87

MHz, CDCl_3) $\delta = 0.86$ (s, 3H), 1.12 (s, 3H), 2.05 (dd, J = 16.5 Hz, 2H), 2.60 (s, 2H), 5.70 (s, 1H), 7.15-7.95 (m, 10H); FTIR (KBr, cm^{-1}): 3030, 2950, 2871, 1651, 1592, 1536, 1375, 1350, 1230 1170, 820; ESI-MS: $m/z = 400.44$ (M+H)⁺

12-(2-Hydroxyphenyl)-9, 9-dimethyl-8, 9, 10, 12-tetrahydro-benzo[a] xanthen-11-one

White solid, Mp: 160-163°C; ¹H NMR (300 MHz, CDCl_3) $\delta = 4.75$ (br s, 1H), 0.95 (s, 3H), 1.15 (s, 3H), 2.02 (dd, J = 16.5 Hz, 2H), 2.60 (s, 2H), 5.75

(s, 1H), 7.15-7.95 (m, 10H); FTIR (KBr, cm^{-1}): 3400, 3020, 2955, 2872, 1651, 1595, 1530, 1385, 1352, 1235, 1170, 820; ; ESI-MS: $m/z = 371.16$ (M+H)⁺

12-(4-(2-Pyridyl)-phenyl)-9, 9-dimethyl-8, 9, 10, 12-tetrahydro-benzo[a] xanthen-11-one

White solid, Mp: 230-233^oC; ¹H NMR (300 MHz, CDCl_3) $\delta = 0.92$ (s, 3H), 1.12 (s, 3H), 2.02 (dd, $J = 16.5$ Hz, 2H), 2.60 (s, 2H), 5.75 (s, 1H), 7.15-7.95 (m, 14H); FTIR (KBr, cm^{-1}): 3030, 2962, 2872, 1651, 1595, 1535, 1380, 1352, 1235, 1174, 810; ; ESI-MS: $m/z = 432.19$ (M+H)⁺

CONCLUSION

Based on above conclusion it was concluded that, we have described a novel, efficient, multi-component one pot green synthetic method using nano nickel cobalt ferrite catalyst and ethanol as a solvent. The novelty and synthetic utility of this

method is demonstrated in the efficient synthesis of 14-Aryl-14H-dibenzo xanthen and 12-aryl tetrahydrobenzo xanthen-11-one derivatives. The advantages of this method include its simplicity of operation, cleaner reaction, and good to excellent yields. Further, the purification of the product is simple filtration is involved. The catalyst is easily separated by using external magnet and is reusable up to five cycles.

ACKNOWLEDGEMENTS

The corresponding author is grateful to CSIR, New Delhi for supporting through fellowship (JRF&SRF) & Department of Engineering chemistry, AUCE (A), Andhra University, and Visakhapatnam for providing general lab facilities. The corresponding author is also grateful to Prof.K.Raghu Babu and Dr.M.Suri Babu for their valuable & constant support.

REFERENCES

1. Ugi, I. Recent Progress in the Chemistry of Multi Component Reactions. *Pure Appl. Chem.*, **2001**, *73* (1), 187–191. <http://dx.doi.org/10.1351/pac200173010187>
2. Domling, A. Recent Developments in Isocyanide Based Multicomponent Reactions in Applied Chemistry. *Chem Rev.* **2006**, *106* (1), 17-89. DOI:10.1021/cr0505728
3. Green G. R.; Evans J. M.; Vong A. K. In Comprehensive Heterocyclic Chemistry II, Katritzky A R, Rees C W and Scriven E F V, Eds., *Pergamon Press: Oxford*, **1995**, *5*, 469.
4. Lambert, R. W.; Martin, J. A.; Merrett, J. H.; Parkes, K. E. B.; Thomas, G. J., PCT Int. Appl. WO 9706178, 1997; *Chem. Abstr.* **1997**, *126*, p212377y.
5. Hideo, T. *Chem. Abstr. Jpn. Tokkyo Koho JP 56005480*. **1981**, *95*, 80922b
6. Poupelin, J. P.; Saint-Rut, G.; Foussard-Blanpin, O.; Narcisse, G.; Uchida-Ernouf, G.; Lacroix, R. *Eur. J. Med. Chem.* **1978**, *13*, 67-71.
7. Saint-Ruf, G.; De, A.; Hieu, H. T.; *Bull. Chim. Ther.* **1972**, *7*, 83.
8. Ion, R. M.; Frackowiak, D.; Planner, A.; Wiktorowicz, K. The incorporation of various porphyrins into blood cells measured via flow cytometry, absorption and emission spectroscopy. *Acta Biochim Pol.* **1998**, *45*(3), 833-845.
9. Menchen, S. M.; Benson, S. C.; Lam, J. Y.L.; Zhen W, Sun, D.; Rosenblum, B. B.; Khan, S. H.; Taing, M. Sulfonated diarylrhodamine dyes. **(2003) US Patent 6583168**
10. Knight, C. G.; Stephens, V. Xanthen-dye-labelled phosphatidylethanolamines as probes of interfacial pH. Studies in phospholipid vesicles. *Biochem J.* **1989**, *258*(3), 683-687.
11. Quintas, D.; Garcia, A.; Dominguez, D. Synthesis of spiro[pyrrolidine or piperidine-3,92 -xanthenes] by anionic cycloacylation of carbamates. *Tetrahedron Lett.* **2004**, *44* (52), 9291-9294.
12. D.W. Knight, P.B. Little, *Synlett.* **(1998)** 1141-1143
13. Jha, A.; Beal, J. Convenient synthesis of 12H-benzo[a]xanthenes from 2-tetralone. *Tetrahedron Lett.* **2004**, *45* (49), 8991-9001.
14. Bekaert, . A.; Andrieux, J.; Plat, M. *Tetrahedron Lett.* **1992**, *33*, 2805-2806.

15. Hideu, T. Benzopyrano 2*33B xanthene derivative and its preparation. JP 56005480, *Chem. Abstr.* **1981**, 95, 80923b.
16. Ko, S.; C. F. Yao. Heterogeneous catalyst: Amberlyst-15 catalyzes the synthesis of 14-substituted-14H-dibenzo[a,j]xanthenes under solvent-free conditions. *Tetrahedron Lett.* **2006**, 47 (50), 8827-8829. <http://dx.doi.org/10.1016/j.tetlet.2006.10.072>
17. Rajitha, B.; Sunil Kumar, B.; Thirupathi Reddy, Y.; Narsimha Reddy, P.; Sreenivasulu, N. Sulfamic acid: a novel and efficient catalyst for the synthesis of aryl-14H-dibenzo[a,j]xanthenes under conventional heating and microwave irradiation. *Tetrahedron Lett.* **2005**, 46 (50), 8691-8693. <http://dx.doi.org/10.1016/j.tetlet.2005.10.057>
18. Biswanath, Das.; Ravikanth, B.; Ramu, R.; Laxminarayana, K.; Vittal Rao, B. Iodine catalysed simple and efficient synthesis of 14-aryl or alkyl-14-H-dibenzo [a,j] xanthenes. *J. Mol. Catal. A: Chem.* **2006**, 255, 74-77. <http://dx.doi.org/10.1016/j.molcata.2006.04.007>
19. Shaterian, H. R.; Ghashang, M.; Mir, N. Aluminium hydrogensulfate as an efficient and heterogeneous catalyst for preparation of aryl 14-H-dibenzo [a,j] xanthene derivatives under thermal and solvent free conditions. *ARKIVOC* **2007**, (xv), 1-10. DOI: <http://dx.doi.org/10.3998/ark.5550190.0008.f01>
20. Khosropour, A. R.; Khodaei, M. M.; Moghannian, H. A facile, simple and convenient method for the synthesis of 14-alkyl or aryl-14-H-dibenzo [a, j] xanthenes catalyzed by pTSA in solution and solvent-free conditions. *Synlett.* **2005**, 06, 955-958. DOI: 10.1055/s-2005-864837
21. Bigdeli, M. A.; Heravi, M. M.; Mahdavinia, G. H. Wet cyanuric chloride catalyzed simple and efficient synthesis of 14-aryl or alkyl-14-H-dibenzo [a, j]xanthenes. *Catal Commun.*, **2007**, 8(11), 1595-1598. DOI: 10.1016/j.catcom.2007.01.007.
22. Saini, A.; Kumar, S.; Sandhu J. S. A New LiBr-Catalyzed, Facile and Efficient Method for the Synthesis of 14-Alkyl or Aryl-14H-dibenzo[a,j]xanthenes and Tetrahydrobenzo[b]pyrans under Solvent-Free Conventional and Microwave Heating. *Synlett*, **2006**, (12) 1928-1932. DOI: 10.1055/s-2006-947339
23. ImaniShakibaei, G.; Mirzaei, P.; Bazgir, A. Dowex-50W promoted synthesis of 14-aryl-14H-dibenzo[a j]xanthene and 1,8-dioxo-octahydroxanthene derivatives under solvent-free conditions. *Appl. Catal. A: Gen.* **2007**, 325, 188-192 <http://dx.doi.org/10.1016/j.apcata.2007.03.008>
24. Pasha, M.A.; Jayashankara, V.P. Molecular iodine catalyzed synthesis of aryl-14H-dibenzo[a, j]xanthenes under solvent-free condition. *Bioorg. Med. Chem. Lett.* **2007**, 17, 621-623. DOI: 10.1016/j.bmcl.2006.11.009.
25. Seyyedhamzeh, M.; Mirzaei, P.; Bazgir, A. Solvent-free synthesis of aryl-14H-dibenzo [a, j] xanthenes and 1, 8-dioxo-octahydroxanthenes using silica sulfuric acid as catalyst. *Dyes Pigments.* **2008**, 76 (3), 836-839. <http://dx.doi.org/10.1016/j.dyepig.2007.02.001>
26. Bigdeli, M.A.; Heravi, M.M.; Mahdavinia, G.H. Silica supported Perchloric acid (HClO 4-SiO 2): A mild, reusable and highly efficient heterogeneous catalyst for the synthesis of 14-aryl or alkyl-14-H-dibenzo [a, j] xanthenes. *J. Mol. Catal. A: Chem.* **2007**, 275 (1), 25-29. DOI: 10.1016/j.molcata.2007.05.007
27. Sarma, R. J.; Baruah, J. B. One step synthesis of dibenzoxanthenes. *Dyes pigm.* **2005**, 64, 91
28. Nandi, G. C.; Samai, S.; Kumar, R.; Singh, M. S. An efficient one-pot synthesis of tetrahydrobenzo[a]xanthene-11-one and diazabeno[a]anthracene-9,11-dione derivatives under solvent free condition. *Tetrahedron.* **2009**, 65 (34), 7129-7134. <http://dx.doi.org/10.1016/j.tet.2009.06.024>
29. Khurana, J. M.; Magoo, D. pTSA-catalyzed one-pot synthesis of 12-aryl-8, 9, 10, 12-tetrahydrobenzo[a]xanthene-11-ones in ionic liquid and neat conditions. *Tetrahedron Lett.* **2009**, 50 (33), 4777-4780. <http://dx.doi.org/10.1016/j.tetlet.2009.06.029>
30. Li, J.; Lu, L.; Su, W. A new strategy for the synthesis of benzoxanthenes catalyzed by proline triflate in water. *Tetrahedron Lett.* **2010**, 51 (18), 2434-2437. <http://dx.doi.org/10.1016/j.tetlet.2010.02.149>
31. Kumar, A.; Sharma, S.; Maurya R. A.; Sarkar, J. Diversity oriented synthesis of benzoxanthene and benzochromene libraries via one-pot, three-component reactions

- and their anti-proliferative activity. *J. Comb. Chem.*, **2010**, *12* (1), 20-24. DOI:10.1021/cc900143h
32. Wang, R.-Z.; Zhang, L.-F.; Cui, Z.-S. Iodine-Catalyzed Synthesis of 12-Aryl-8,9,10,12-tetrahydro-benzo[a]xanthen-11-one Derivatives via Multicomponent Reaction. *Synth. Commun.* **2009**, *39*, 2101-2107. DOI: 10.1080/00397910802638511
33. Heravi M. M.; Alinejhad, H.; Bakhtiari, K.; Oskooie, H. A. Sulfamic acid catalyzed solvent-free synthesis of 10-aryl-7,7-dimethyl-6,7,8,10-tetrahydro-9H-[1,3]-dioxolo [4,5- b] xanthen-9-ones and 12-aryl-9,9-dimethyl-8,9,10,12-tetrahydro-11H-benzo[a]xanthen-11-ones. *Mol Diversity.* **2010**, *14*, 621-626. Doi: 10.1007/s11030-009-9196-y.
34. Zhang, Z. H.; Zhang, P.; Yang, S. H.; Wang, H. J.; Deng, J. Multicomponent, solvent-free synthesis of 12-aryl-8,9,10,12-tetrahydrobenzo[a]-xanthen-11-one derivatives catalysed by cyanuric chloride. *J Chem Sci.*, **2010**, *122* (3), 427-432.
35. Li, J.; Tang, W.; Lu, L.; Su, W. Strontium triflate catalysed one pot condensation of 2-naphthol, aldehydes and cyclic 1, 3 dicarbonyl compounds. *Tetrahedron Lett.* **2008**, *49*, 7117-7120. Doi:10.1016/j.tetlet.2008.09.129
36. Wu, L.; Wu, Y.; Yan, F.; Fang, L.; Monatsh. HClO₄-SiO₂-catalyzed synthesis of 12-aryl-12H-benzo[*l*][1,3]dioxolo[4,5-*b*]xanthene-6,11-diones and 10-aryl-6,7,8,10-tetrahydro-7,7-dimethyl-9H-[1,3]dioxolo[4,5-*b*]xanthen-9-ones. *Chem.* **2010**, *141*, 871. DOI: 10.1007/s00706-010-0333-1
37. Polshettiwar, V.; Baruwati, B.; Varma, R.S. Magnetic nanoparticle-supported glutathione: a conceptually sustainable organocatalyst. *Chem Commun (Camb).* **2009**, *14*, 1837-1839. doi: 10.1039/b900784a. Epub 2009 Mar 2.
38. Baig, R. B. N.; Varma, R. S. Organic synthesis via magnetic attraction: benign and sustainable protocols using magnetic nanoferrites. *Green Chem.* **2013**, *15*, 398-417. DOI: 10.1039/c2gc36455g
39. Polshettiwar, V.; Baruwati, B.; Varma, R. S. Nanoparticle-supported and magnetically recoverable nickel catalyst: a robust and economic hydrogenation and transfer hydrogenation protocol. *Green Chem.* **2009**, *11*, 127-131. DOI: 10.1039/B815058C
40. Polshettiwar, V.; Varma, R. S. Nano-organocatalyst: magnetically retrievable ferrite-anchored glutathione for microwave-assisted Paal-Knorr reaction, aza-Michael addition, and pyrazole synthesis. *Tetrahedron* **2010**, *66*, 1091-1097.