

A facile method for the preparation of oxime *t*-butyl carbonates for evaluation of the Beckman rearrangement

M. MAMAGHANI* and H.A. SAMIMI

Department of Chemistry, Faculty of Sciences,
University of Guilan, P. O. Box 41335-1914, Rasht (Iran).

(Received: August 10, 2008; Accepted: October 21, 2008)

ABSTRACT

Several oxime *t*-butyl carbonates were prepared conveniently in good yields (71%-92%) by treatment of the proper alkyl and aryl oximes with (Boc)₂O in the presence of NaH at room temperature. The oxime carbonates were used for evaluation of the Beckman rearrangement.

Key words: Oxime, *t*-butyl carbonate, Beckman rearrangement.

INTRODUCTION

Under the influence of variety of acidic reagents, oximes (1, Fig. 1) rearrange to substituted amides and lactams, a reaction termed as Beckman rearrangement. The reaction is stereo-specific and the group that normally migrates is one that is *anti* with respect to the hydroxyl group¹.

The use of acidic reagents for the Beckman rearrangement, prevents its application to sensitive substrates, therefore milder condition is required for the sensitive substrates^{2,3}.

Oximes and protected oximes in aqueous and nonaqueous medium rearrange and produce different products⁴.

One of the substrates used in milder condition in the Beckman rearrangement is oxime ethyl carbonate (OEC) which can be prepared using either toxic and expensive reagents such as: COCl₂, ClCO₂CCl₃, Cl₃COCOCCL₃ or ethyl chloroformates.⁵ Oxime ethyl carbonates under treatment with boron

trifluoride etherate undergo the Beckman rearrangement to amides and lactams.⁵ It was also reported that in presence of boron trifluoride etherate, benzophenone oxime undergoes rearrangement (Scheme 1)⁶.

The mechanism of this rearrangement is still under question and more studies are required to clarify the mechanistic aspect of this reaction. The possible mechanism proposed by Anilkumar et al.⁶ for this type of substrates is the nucleofuge and the migrating group are *anti* and the nucleofuge should be able to assist the migration process via coordination to the developing cationic center which is shown in transition state 2 (Fig. 1).

As proposed in the Beckman rearrangement of oxime ethyl carbonate 3, the oxygen atom of the alkoxy group coordinates and assists the migration. In order to evaluate the credibility of this mechanism, we synthesized rather bulky oxime carbonates namely oxime *t*-butyl carbonates (4) for the Beckman rearrangement studies under the same condition.

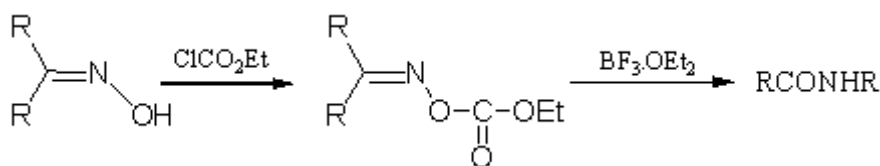
RESULTS AND DISCUSSION

Several aliphatic and aromatic oxime *t*-butyl carbonates were prepared by the reaction of *t*-butyl dicarbonate (Boc)₂O and NaH at room temperature to provide the related carbonates in good yields (Table 1, Scheme 2). The structure of all oxime *t*-butyl carbonates were established by spectroscopic analysis (IR, 500MHz ¹H NMR).

Oxime *t*-butyl carbonates thus obtained were treated with 1 eq. of BF₃·OEt₂ in CH₂Cl₂ under Argon atmosphere. Prolonged subjection (8-12 h) of the oxime carbonates to the reaction condition reconverted them to the corresponding starting oximes and no trace of the expecting amide or lactams could be detected in the reaction products (Scheme 3).

Therefore this led us to conclude that in this type of substrates the bulkiness of alkoxy group plays a vital role in the Beckman rearrangement. Because of the steric effects of *t*-butyl group that prevent the coordination of alkoxy moiety and therefore participation in an intermediate such as 2, the rearrangement is inhibited.

On the other hand *t*-butoxycarbonyl group is one of the most important amino protecting group in peptide synthesis. Many *t*-butoxycarbonylating reagents⁷ have been prepared as substitutes for *t*-butyl azidoformate,⁸ which is toxic, shock-sensitive, and relatively unreactive.⁹ 2-*t*-Butoxycarbonyloxyimino-2-phenylacetonitrile (6),¹⁰ is one of such reagents. The usual method for the synthesis of this reagent uses toxic compounds such as phosgene and pyridine (Scheme 4).



Scheme 1

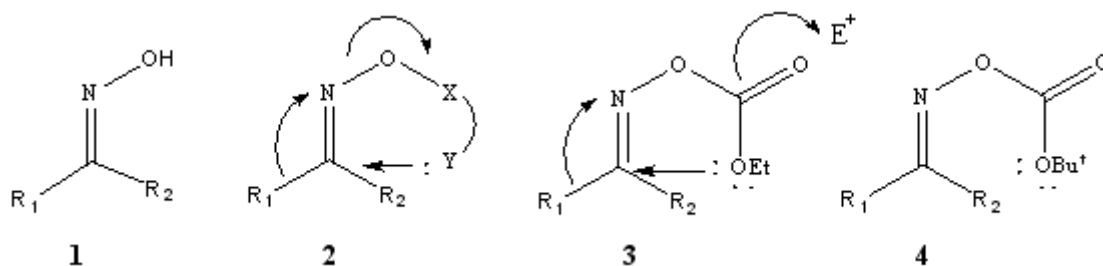
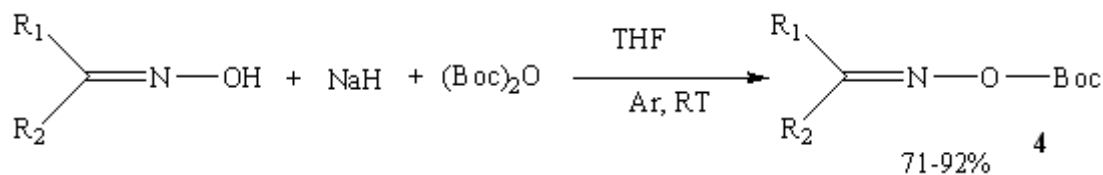


Fig. 1

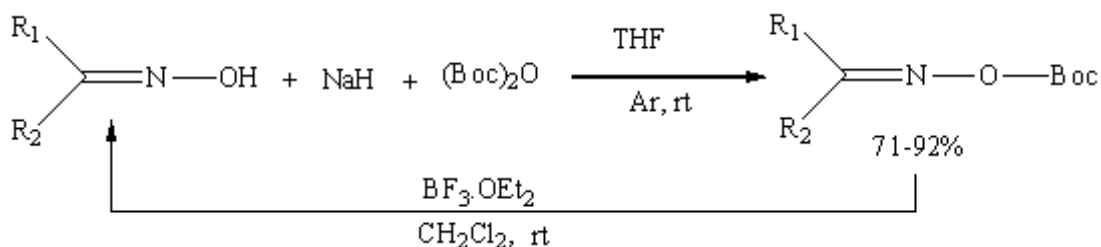


Scheme 2

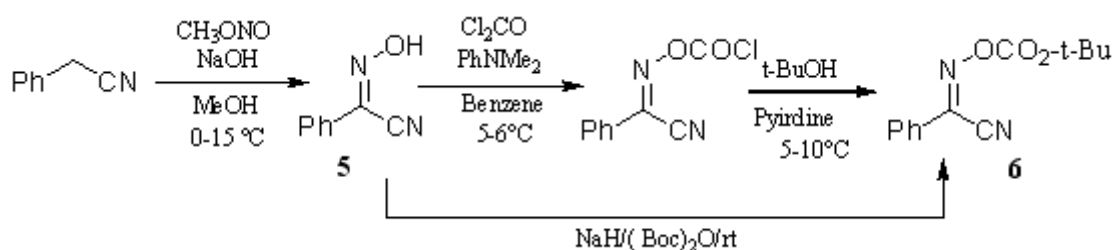
We developed an efficient method for the synthesis of 2-*t*-butoxycarbonyloxyimino-2-phenylacetonitrile (6) (Scheme 4). 2-Hydroxyimino-2-phenylacetonitrile (5) was prepared by a known procedure¹¹ and used for the preparation of 2-*t*-butoxycarbonyloxyimino-2-phenyl-acetonitrile (6) employing our method (reagent: NaH/(Boc)₂O). This method not only furnished the desired product in high yield 91% but also had the advantage of avoiding the use of toxic reagents and reducing reaction steps (Scheme 4).

As a part of our efforts to introduce this method for the preparation of *O*-substituted oximes using a suitable base, we also examined Bu^tOK. In a typical experiment, an equimolar mixture of acetophenone oxime and (Boc)₂O were treated with Bu^tOK (0.5% mol) in Bu^tOH (15 mL). The reaction produced acetophenone oxime *t*-butyl carbonate in 78% yield by the following mechanism (Scheme 5).

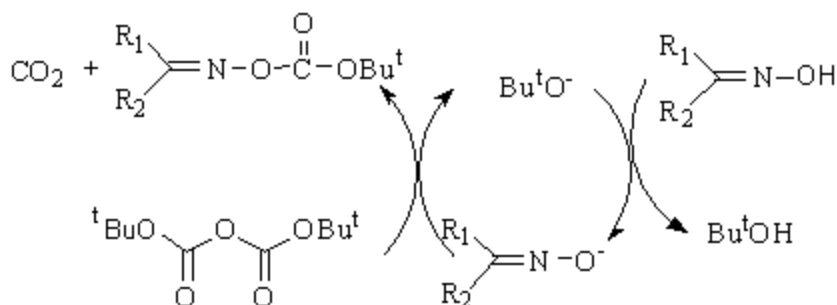
In summary we developed a convenient method for the preparation of several oxime *t*-butyl carbonates in good yields (71-92%) and used them



Scheme 3



Scheme 4



Scheme 5

as model compounds for the evaluation of the steric effects of alkoxy moiety in the Beckman rearrangement of oxime alkyl carbonates. Also we found that this procedure can be used as a suitable method for the protection and deprotection of oxime *t*-butyl carbonates.

Typical procedure for the preparation of oxime *t*-butyl carbonates

To a stirred solution of the oxime (5 mmol) in THF (15 mL), NaH (0.2-0.3 gr) was added under Ar atmosphere at room temperature. To this mixture (Boc)₂O (5 mmol) was added and stirring continued for the required time (Table 1). The mixture was filtered and the filtrate was evaporated to provide the related oxime carbonates which were purified by either recrystallization (EtOH/H₂O) or column chromatography (ethyl acetate/hexane).

- 4a. White solid, mp= 128-130°C; ν_{\max} : 3100, 2920, 1765 (C=O), 1610 (C=N), 1250, 750, 690 cm⁻¹; δ_{H} : 1.56 (s, 9H), 7.39 (m, 4H), 7.50 (m, 4H), 7.61 (m, 2H) ppm.
- 4b. Colorless oil, ν_{\max} : 3080, 2930, 1780 (C=O), 1615 (C=N), 745, 690 cm⁻¹; δ_{H} : 1.61 (s, 9H), 2.42 (s, 3H), 7.45 (m, 3H), 7.78 (m, 2H) ppm.
- 4c. White solid, mp= 82-84°C; ν_{\max} : 3050, 2980, 1758 (C=O), 1605 (C=N) cm⁻¹; δ_{H} : 1.57(s, 9H), 2.39 (s, 3H), 7.21 (d, *J*= 8.2 Hz, 2H), 7.61 (d, *J*= 8.2 Hz, 2H), 8.28 (s, 1H) ppm.
- 4d. Off white solid, mp= 132-134°C; ν_{\max} : 1770 (C=O), 1605 (C=N), 1520, 1360 cm⁻¹; δ_{H} : 1.63 (s, 9H), 7.96 (d, *J*= 6.93 Hz, 2H), 8.33 (d, *J*= 6.93, 2H), 8.44 (s, 1 H) ppm.
- 4e. Colorless oil; ν_{\max} : 2920, 1760 (C=O), 1605 (C=N), 1455, 1365, 1125 cm⁻¹; δ_{H} : 1.19(s, 9 H), 1.30 (m, 4 H), 1.29 (m, 6 H) ppm.

Table 1: Preparation of Oxime *t*-Butyl carbonates

Entry	Oxime	Time (h)	%Yield of 4a	Product
a		6	75	
b		5	71	
c		3.5	84	
d		3.5	92	
e		6	78	
f		6	73	

^aIsolated yields

- 4f. Colorless oil; ν_{\max} : 2980, 1780 (C=O), 1605 (C=N), 1460, 1350 cm^{-1} ; δ_{H} : 1.11-1.82 (m, 25 H) ppm.
- 5: Light brown solid; mp= 118-120 °C (119-122)¹¹, δ_{\max} : 3500 (OH), 2980, 2250 (Ca≡N), 1580 (C=N), 1497, 1450, 1420, 1280, 1062, 986, 765, 683 cm^{-1} ; δ_{H} : 7.88 (d, J = 7.8 Hz, 2H), 7.56 (m, 3H), 4.80 (s, 1H)
- 6: White needles, mp= 82-84 (84-86)¹¹, ν_{\max} : 3100, 2970, 2820, 2250 (Ca≡N), 1760, 1610, 1498, 1450, 1419, 1282, 1060, 968, 765, 688 cm^{-1} , δ_{H} : 7.91 (d, J = 8.2 Hz, 2H), 7.52 (m, 3H), 1.60 (s, 9H) ppm.

ACKNOWLEDGEMENTS

We are thankful to Research Council of University of Guilan for the partial support of this work.

REFERENCES

1. March Y., *Advanced Organic Chemistry* John Wiley & Sons, New York, 1095 and references cited therein (1992).
2. Maruoka K. and Yamamoto H., *Comprehensive Organic Synthesis*, Trost B. M., Fleming L. and Winterfeld E., Eds., Pergamon Press, Oxford, **6**: 763 (1991).
3. Moris F. and Gotor V., *J. Org. Chem.*, **57**: 2490 (1992).
4. Ma Z. and Nemoto P. A. *Curr. Med. Chem. Anti -Infective Agents*, **1**: 15 (2002).
5. Paryzek Z. and Koenig, H., *Synth. Commun.* **33**: 3405 (2003).
6. Anilkumar R. and Chandrasekhar S. *Tetrahedron Lett.*, **41**: 5427 (2000).
7. Ragnarsson U., Karlsson S. M., Sandberg, B. E. and Larsson, L.-E., *Org. Synth. Coll.*, **6**: 203 (1988).
8. (a) Carpino L. A., Carpino B. A., Crowley P. J., Giza C. A. and Terry P. A., *Org. Synth. Coll.*, **5**: 157 (1973). (b) Insalaco M. A. and Tarbell D. S., *Org. Synth. Coll.*, **6**: 207 (1988).
9. Feyen P., *Angew. Chem. Int. Ed. Engl.*, **16**: 115 (1977).
10. (a) Itoh M., Hagiwara D. and Kamiya T., *Tetrahedron Lett.*, 4393 (1975). (b) Itoh M., Hagiwara D. and Kamiya T., *Bull. Chem. Soc. Jpn.*, **50**: 718 (1977).
11. Itoh M., Hagiwara D. and Kamiya T., *Org. Synth. Coll.* **6**: 199 (1988).