

Facile and simple syntheses of heterocyclic compounds based on pyridine and pyrazolopyridine derivatives

S.A. SWELAM¹, N.S. EL-SAID¹, A.S. ALY¹ and A.M. ABDEL-FATTH²

¹Photochemistry Department, National Research Centre, Dokki, Giza (Egypt)

²Faculty of Science Giza, University. Giza (Egypt)

(Received: March 13, 2008; Accepted: April 30, 2008)

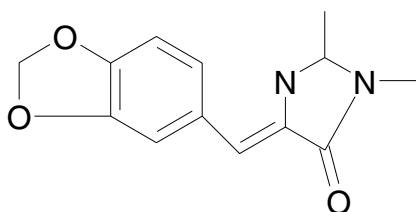
ABSTRACT

In one pot synthesis, cyanopyridone 4 was achieved upon refluxing of p-methoxybenzaldehyde, 2-butanone, ethyl cyanoacetate and ammonium acetate in ethanol. The chloro- derivative 5 was obtained, 5 under went neocleophilic substitution reaction with morpholine, and piperazine to give 6 and 7 respectively. Cyclocondensation reactions of 9 with active methylene compounds afforded 1,5,8a,9-tetraaza-fluorene derivatives (10a,b,11,12). Compound 13 obtained upon heating of compound 9 with benzoin in presence of phosphorous oxychloride. Synthesis of 14 was also achieved. Diazotization of 9 and its reactions with cyano compounds, α -haloketones and benzenesulphonylacetophenone gave compounds 16,17,18a,b and 19, respectively. When diazonium salt 15 reacted with phenacyl bromide in pyridine gave the corresponding indene derivative 21.

Key words: Cyanopyridone, active methylene, neocleophilic substitution, phenacyl bromide.

INTRODUCTION

Pyrazole derivatives have attracted particular interests during the last twenty-five years due to use of such ring system as the core structure in many drug substances, covering wide range of pharmacological applications¹⁻⁶. Recently an important natural mediator of inflammation Leucettamine B was isolated and since then attempts to synthesis this compound and its analogues were continued⁷.



Leucettamine B

Pyrazolopyridines (PZP's) in general represent a chemically unique class of non-sedative anxiolytic agents. Tracazolate (ICI136, 753) is member of pyrazolopyridine series that has shown anxiolytic properties in animal models.

Pyrazolopyridines cause enhancement of both 3H-flunitrazepam (3H-FLU) and 3H-GABA to their binding sites in brain. ⁸

In addition, combinatorial parallel synthesis has become firmly established within the pharmaceutical industry as a mean of rapidly producing large members of compounds for biological assays in a time and resource- effective manner^{9, 10}.

In continuation of our previous work,¹¹⁻¹⁷ and the reported biological activities of pyridine and pyrazolopyridines, we were interested in synthesis of new derivatives build on pyridine moiety.

EXPERIMENTAL

The purity of the synthesized compounds was evidenced by TLC and their elemental analyses were generally found to be within $\pm 0.04\%$ of the theoretical values.

IR spectra (KBr, νcm^{-1}) were recorded on Perkin Elmer 580 spectrophotometer.

$^1\text{H-NMR}$ and $^{13}\text{C NMR}$ were carried on JNM, FT- NMR-EX270, run $^1\text{H-NMR}$ 270 MHz, in $\text{DMSO-}d_6$ using TMS as internal standard and chemical shifts are expressed in δ ppm. Mass spectra were recorded on Varian Mat 112 spectrometer.

Synthesis of 3-cyano-4-(4-methoxyphenyl)-5,6-dimethyl-2(1H)-pyridone (4)

A mixture of ethyl cyanoacetate (16.95 g, 0.15 mol), 2-butanone (10.8g, 0.15 mol), 4-methoxybenzaldehyde (20.4 g, 0.15 mol) and ammonium acetate (69.3 g, 0.90 mol) in (40 mL) absolute ethanol was heated under reflux for 10 hrs, where a crystalline yellow solid formed. The formed precipitate cooled, collected by filtration, washed with cold Benzene, dried and crystallized from ethanol to give yellow crystals of 4.

(60% yield), m.p= 290 -293 °C. Molecular formula (mol.wt.): $\text{C}_{15}\text{H}_{14}\text{N}_2\text{O}_2$ (245.28). IR (νcm^{-1}): 2215 (CN)

$^1\text{H-NMR}$ ($\text{DMSO-}d_6$): δ/ppm = 2.07 (s,3H, CH_3), 2.25 (s,3H, CH_3), 3.85 (s,3H, OCH_3), 4.06 (s, 1H, NH, exchangeable with D_2O), 7.07(d, 2H, $j = 8.2\text{Hz}$, Ar-H), 7.35 (d,2H, $j=8.2\text{Hz}$, Ar-H). M.S (E.I) $m/z\%$ =245(M^+ , 56%), 91 (100),

Synthesis of 2-chloro-3-cyano-4-(4-methoxyphenyl) - 5,6-dimethylpyridine (5):

A solution of compound 4 (12.7g, 0.05 mol) in phosphorous oxychloride (30mL) was refluxed for 4 hrs., on a water bath. Then after cooling it was poured gradually onto crushed ice with vigorous stirring to obtain a yellow solid product. It was filtered off, washed with water, dried and finally crystallized from petroleum ether 60-80 to give pale yellow crystals of 5.

(95% yield), m.p= 115-116 °C. Molecular formula (mol.wt.): $\text{C}_{15}\text{H}_{13}\text{Cl N}_2\text{O}$ (272.73). IR (νcm^{-1}): 2215 (CN):

$^1\text{H-NMR}$ ($\text{DMSO-}d_6$): δ/ppm = 2.02 (s,3H, CH_3), 2.15 (s,3H, CH_3), 3.92 (s,3H, OCH_3), 7.07(d, 2H, $j = 8.2\text{Hz}$,Ar-H),7.35 (d,2H, $j=8.2\text{Hz}$ Ar-H). M.S (E.I) $m/z\%$ =272(M^+ , 65%), 91(100),

Synthesis of 3-cyano-5,6-dimethyl-4-(4-methoxyphenyl)-2-substituted-pyridine:

General procedure

An equimolecular amounts of 5 and morpholine or piperazine in absolute ethanol (30mL) in presence of piperidine (1mL) as catalyst was refluxed for 15hs. The reaction mixture was poured onto cold water (250mL), filtered off, washed with petroleum ether 60-80 and finally crystallized from the appropriate solvent.

4-(4-methoxyphenyl)-5,6-dimethyl-2-morpholinopyridine-3-carbonitrile (6)

Crystallized from cyclohexane to give colorless needle crystals. (80% yield), m.p = 141-3°C. Molecular Formula (mol.wt.): $\text{C}_{19}\text{H}_{21}\text{N}_3\text{O}_2$ (323.40) IR (νcm^{-1}): 2211 (CN) .

$^1\text{H-NMR}$ ($\text{DMSO-}d_6$): δ/ppm = 2.07 (s,3H, CH_3), 2.16 (s,3H, CH_3), 2.75, 3.35(2m, 8H, morph- en ring), 3.85 (s,3H, OCH_3), 7.07(d, 2H, $j = 8.26\text{Hz}$,Ar-H),7.35 (d,2H, $j=8.26\text{Hz}$ Ar-H). M.S (E.I) $m/z\%$ = 323(M^+ , 65%), 322 (M^{-1} , 100).

4-(4-methoxyphenyl)-5,6-dimethyl-2-piperazinyl-pyridine-3-carbonitrile (7)

Crystallized from ethanol to give colorless needle crystals. (92% yield),

m.p= 243-246 °C. Molecular formula (mol.wt.): $\text{C}_{19}\text{H}_{22}\text{N}_4\text{O}$ (322.18).

IR (νcm^{-1}):3211 (NH of piperazine), 2211 (CN).

$^1\text{H-NMR}$ ($\text{DMSO-}d_6$): δ/ppm = 2.07(s,3H, CH_3), 2.5 (s,3H, CH_3), 2.67, 3.18 (m, 8H, piperazine ring), 3.85 (s,3H, OCH_3), 4.06 (s, 1H, NH, exchangeable with D_2O), 7.07(d, 2H, $j = 8.22\text{Hz}$, Ar-H),7.35 (d,2H, $j=8.22\text{Hz}$ Ar-H).

M.S (E.I) $m/z\%$ = 322(M^+ , 11%), 320 (M^{-2} ,100).

Synthesis of 3-amino-4-(4-methoxyphenyl)-5,6-dimethyl-1H-pyrazolo[3,4-b]-pyridine (9)

To a solution of compound 5 (5.45 g, 0.20 mol) in absolute ethanol (20 mL), hydrazine hydrate (0.8g, 85%) was added. The reaction mixture was heated under refluxing temperature for 12 hs. The reaction mixture cooled and poured onto crushed ice with stirring. A yellow precipitate separated, filtered off and washed with water, dried and crystallized from ethanol /DMF mixture(1:1) to give yellow crystals of 9 (75% yield), m.p = 332-334 °C. Molecular formula (mol.wt.): C₁₅H₁₆N₄O (268.13). ¹H-NMR (DMSO-*d*₆): δ/ppm= 2.07(s,3H,CH₃), 2.59 (s,3H,CH₃), 3.85 (s,3H,OCH₃), 4.06 (s, 2H, NH₂ exchangeable with D₂O),7.07(d, 2H, *j* = 8.2Hz,Ar-H),7.35 (d,2H, *j*=8.2Hz Ar-H), 11.85(bs,1H,NH exchangeable with D₂O, pyrazole).

¹³C-NMR (DMSO-*d*₆): δ/ppm = 14.6,24.3 (2CH₃), 55.8 (OCH₃), 119.5-129.3, 146.9, 162.7 (6C-phenyl ring),142.2 (C₃, pyrazole ring), 150.0, 157.0, 158.0,134.6,125.8 (5C , pyridine ring). MS (EI): m/z (%): = 268 (M⁺, 100).

Synthesis of 2,3, 8-trimethyl-4-(4-methoxyphenyl)-1,5,8a,9-tetraaza-fluorene derivatives (10a,b)**General procedure**

An equimolecular amounts of 9 with acetyl acetone or ethyl acetoacetate, respectively in glacial acetic acid. (15mL) was heated under reflux for 10 hs. The excess solvent evaporated under vacuum, the resulted solid filtered off, washed with petroleum ether 40-60 and crystallized from appropriate solvent to give 10a-b.

10a : Crystallized from cyclohexane to give orange crystals, (62% yield), m.p. 197-201 °C. Molecular formula (mol.wt.): C₂₀H₂₀N₄O (332.16). ¹H-NMR(CDCl₃): δ/ppm = 2.23(s, 3H, CH₃), 2.45(s, 3H, CH₃), 2.70(s, 3H, CH₃), 2.88(s, 3H, CH₃), 3.90 (s, 3H,-OCH₃), 6.80(s, 1H, CH of pyrimidine ring), 7.05(d, 2H, d, 2H, *j* = 8.2Hz,Ar-H), 7.30 (d, 2H, d, 2H, *j* = 8.2Hz,Ar-H). MS (EI): m/z (%): = 332 (M⁺, 32), 331 (M⁻¹,100). 10b Crystallized from cyclohexane, (92% yield), m.p =360-362 °C. Molecular formula (mol. wt.): C₁₉H₁₈N₄O₂ (334.14). IR (ν/cm⁻¹): 1640 (C=O).

¹H-NMR (CDCl₃): δ/ppm = 1.80(s, 3H, CH₃), 2.10(s, 3H, CH₃), 2.31(s, 3H, CH₃), 3.90(s, 3H,-OCH₃), 5.90 (s, 1H, CH of pyrimidine ring), 6.91(d, 2H, *j* = 8.31Hz,Ar-H), 7.30 (d, 2H, *j* = 8.31Hz,Ar-H), 7.7 (s, 1H, NH exchangeable with D₂O). MS (EI): m/z (%): = 334 (M⁺, 20), 332 (M⁻²,100).

Synthesis of 8-amino-2,3-dimethyl -4-(4-methoxyphenyl)-5H-1,5-8a,9-tetraaza-fluorene-6-one (11)

A solution of compound 9 (2.68g, 0.01mol) and ethyl cyanoacetate (1.47g, 0.013 mol) in absolute ethanol (20 mL) containing (1mL) of piperidine was heated under reflux for 12 hs. The solid product collected by filtration and crystallized from ethanol to give an orange powder of the product. (73% yield), m.p = 222- 225°C. Molecular formula (mol.wt.): C₁₈H₁₇N₅O₂ (335.37). IR (ν/cm⁻¹): 3478-3379 (NH₂), 1660 (C=O).

¹H-NMR (CDCl₃): δ/ppm= 2.1(s,3H,CH₃), 2.6(s,3H,CH₃), 3.86 (s,3H,OCH₃), 5.82 (s, 1H, CH of pyrimidine ring),7.05(d, 2H, *j* = 8.24Hz, Ar-H),7.30 (d, 2H, *j* = 7.63Hz,Ar-H), 7.82 (s, 2H, NH₂ exchangeable with D₂O). 10.85(bs, 1H, NH exchangeable with D₂O).

¹³ C-NMR (CDCl₃): δ/ppm = 15.9 (CH₃),25.0 (CH₃), 55.6 (OCH₃), 66.9,79.1 (2 C of pyrimidine ring), 114.5-129.3, 149.9, 162.7 (6C-phenyl ring), 143.2 (C of the pyrazole ring), 134.6,125.8, 150.0, 157.0, 158.0 (5C , pyridine ring). 163.0 (C=O). MS (EI): m/z (%): = 335 (M⁺, 35), 91 (100).

(2-Mercapto-7,8-dimethyl-9-(4-methoxyphenyl)-[1,2,4]triazolo[1',5':1,5]pyrazolo[3,4-b]pyridin-3-yl)-phenyl-methanone (12)

To a solution of benzoylthiocyanate (0.16g, 1mmol) in hot and dry acetone, a hot solution of 9 (0. 268g, 1mmol) in acetone / DMF was added drop wise and the reaction mixture was heated under refluxing temperature for 5 hs. The reaction mixture poured onto ice cold water where the solid product formed and collected by filtration, washed with water several times and crystallized from acetone afforded 12, (78% yield), m.p=250-252°C. Molecular formula (mol.wt.): C₂₃H₁₉N₅O₂S (429.50) .

$^1\text{H-NMR}$ ($\text{DMSO-}d_6$): δ/ppm = 2.14 (s, 3H, CH_3), 2.60 (s, 3H, CH_3), 3.41 (s, 1H, SH, exchangeable with D_2O), 3.84 (s, 3H, $-\text{OCH}_3$), 6.80 (d, 2H, $j=8.53\text{Hz}$, Ar-H), 7.26 (d, 2H, $j=8.53\text{Hz}$, Ar-H), 7.7 (t, 1H, $j=9.23\text{Hz}$, Ar-H), 7.85 (d, 2H, $j=8.02\text{Hz}$, Ar-H), 7.75 (d, 2H, $j=8.02\text{Hz}$, Ar-H). MS (EI): m/z (%): = 429 (M^+ , 35), 91 (100).

2,3-Dimethyl-4-(4-methoxyphenyl)1H-2,3,7,8,8a-pentaaza-cyclopenta[a]indene (13)

A mixture of compound 9 (0.536g, 2mmol) and benzoin (0.458g, 2.2mmol) was refluxed in phosphorous oxychloride (20mL) for 8 hs on a water bath. It poured gradually onto crushed ice with vigorous stirring to obtain a yellow solid product, filtered off, washed with water, dried and finally crystallized from acetone to give orange crystals, (74% yield), $m.p=293-295^\circ\text{C}$. Molecular formula (mol.wt.): $\text{C}_{29}\text{H}_{24}\text{N}_4\text{O}$ (444.20). IR (ν/cm^{-1}): 3197(NH).

$^1\text{H-NMR}$ ($\text{DMSO-}d_6$): δ/ppm = 2.23 (s, 3H, CH_3), 2.45 (s, 3H, CH_3), 3.90 (s, 3H, $-\text{OCH}_3$), 6.88-7.65 (m, 14H, Ar-H), 11.23 (1H, exchangeable with D_2O). MS (EI): m/z (%): = 444 (M^+ , 32), 91 (100).

Synthesis of N-[4-(4-methoxyphenyl)-5,6-dimethyl-2H-pyrazolo[3, 4-b]pyridin-3-yl]formamide (14)

A solution of compound 9 (0.53g, 0.002mol) in formic acid (20 mL) and acetic anhydride (20ml) was heated under refluxing temperature for 10 hs. Then the reaction mixture poured onto ice cold water and neutralized with ammonia solution, the solid separated, collected by filtration, washed with water several times and crystallized from acetonitrile to give colorless crystals of product 14. (95% yield), $m.p = 215-218^\circ\text{C}$. Molecular formula (mol.wt.): $\text{C}_{16}\text{H}_{16}\text{N}_4\text{O}_2$ (296.13). IR (ν/cm^{-1}): 3245 (NH), 1705 (C=O).

$^1\text{H-NMR}$ (CDCl_3): δ/ppm = 2.06 (s, 3H, CH_3), 2.4 (s, 3H, CH_3), 3.84 (s, 3H, $-\text{OCH}_3$), 4.0 (s, 1H, NH exchangeable with D_2O), 7.01 (d, 2H, $j=8.53\text{Hz}$, Ar-H), 7.15 (d, 2H, $j=8.53\text{Hz}$, Ar-H), 7.8 (s, 1H, C-H), 9.1 (bs, 1H, NH exchangeable with D_2O). MS (EI): m/z (%): = 296 (M^+ , 25), 268 (100).

Synthesis of 4-(4-methoxyphenyl)-5,6-dimethyl-2(H)-pyrazolo[3,4-b]pyridine-3-diazoniumhydrochloride (15)

Amine hydrochloride salt solution of compound 9 prepared from (0.536gm, 2mmol of 9 in 5 mL Conc. HCl and the solution was kept in an ice bath at 0-5 $^\circ\text{C}$ for 10 mins. Sodium nitrite solution prepared from (0.145 gm, 2.1mmol, 5ml water) was added drop wise with stirring to the amine hydrochloride salt solution over a period of 20- 25 mins at 0 $^\circ\text{C}$. where a yellow precipitate of diazonium hydrochloride salt was formed. The reaction mixture was stirred for additional 15 mins while maintaining the temperature at 0 $^\circ\text{C}$.

Syntheses of 2,3-dimethyl-4-(4-methoxyphenyl)-1,5,6,8a,9-pentaaza-fluorene derivatives (16,17,18a,b, 19)

To a well cold and stirred solution of amine hydrochloride salt 15 and sodium acetate anhydrous (5 gm) in ethanol (100ml), malononitrile (0.145 gm, 0.002 mol) or ω -cyanoacetophenone or of α -chloroacetyl acetone (0.273g, 0.022 mol) or α -chloroethylacetate (0.344g, 0.022 mol) or benzene sulphonylacetophenone (0.572g, 0.0022 mol) was added with stirring at (0-5 $^\circ\text{C}$). Stirring was continued for additional 2 hs. It left overnight in the refrigerator. Water (250mL) added to the reaction mixture and the solid product formed and collected by filtration. It crystallized from the appropriate solvent.

Synthesis of 8-amino-2,3-dimethyl-4-(4-methoxyphenyl)1,5,6,8a,9-pentaaza-fluorene-7-carbonitrile(16)

Crystallized from n-hexane (67%), $m.p = 360-3^\circ\text{C}$. Molecular formula (mol.wt.): $\text{C}_{18}\text{H}_{15}\text{N}_7\text{O}$ (345.37). IR (ν/cm^{-1}): 3455-3325 (NH_2), 2225 (CN).

$^1\text{H-NMR}$ (CDCl_3): δ/ppm = 2.43 (s, 3H, CH_3), 2.88 (s, 3H, CH_3), 3.73 (s, 3H, OCH_3), 7.09 (d, 2H, $d, j=8.53\text{Hz}$, Ar-H), 7.45 (d, 2H, $d, j=8.53\text{Hz}$, Ar-H), 3.15 (s, 2H, NH exchangeable with D_2O). MS (EI): m/z (%): = 345 (M^+ , 71), 344 (M^+ , 100),

8-Amino-2,3-dimethyl-4(4-methoxyphenyl)-1,5,6,8a,9-pentaaza-fluorene-7-yl)-phenyl-1-methanone (17)

Crystallised from n-hexane (67%), $m.p = 360-3^\circ\text{C}$. Molecular formula (mol.wt.): $\text{C}_{24}\text{H}_{20}\text{N}_6\text{O}_2$ (424.47). IR (ν/cm^{-1}): 3485-3353 (NH_2), 1668 (CO).

$^1\text{H-NMR}$ ($\text{DMSO-}d_6$): δ/ppm = 2.07 (

s,3H,CH₃), 2.5(s,3H,CH₃),3.85 (s,3H,OCH₃), 4.06 (s, 2H, NH₂ exchangeable with D₂O), 6.88(d, 2H, *j*=8.53Hz, Ar-H), 7.4 (d, 2H, *j*=8.53Hz, Ar-H),7.5(t,1H, *j*=10.21Hz, Ar-H), 8.6 (d,2H, *j*=9.23Hz, Ar-H), 7.45 (d, 2H, *j*=8.53Hz, Ar-H).

¹³C-NMR (DMSO-*d*₆): δ/ppm = 14.9 (CH₃),24.0 (CH₃), 55.1 (OCH₃), 66.9,79.1 (2 C of pyrimidine ring), 119.5-129.3, 146.8, 150.9-162.7 (12C-phenyl ring), 142.2 (C of the pyrazole ring), 134.6,125.8150.0, 157.0, 158.0, (5C , pyridine ring). 163.0 (C=O). MS (EI): *m/z* (%): = 268 (M, 100), 253 (19).

1-(2,3,8-Trimethyl-4-(4-methoxyphenyl)-1,5,6,8a,9-pentaaza-fluoren-7-yl)-ethanone (18a)

Crystallized from methanol, (84.5% yield), *m.p* = 165-168°C. Molecular formula (mol.wt.) C₂₀H₁₉N₅O₂ (361.15). IR (ν/cm⁻¹): 1716 (C=O).

¹H-NMR (CDCl₃): δ/ppm = 2.04 (s,3H,COCH₃), 2.03,2,88 (2s,6H,CH₃), 2.40 (s,3H, CH₃), 3.98 ((s,3H, OCH₃), 7.09(d, 2H, d, *j*=8.53Hz, Ar-H), 7.45 (d, 2H, d, *j*=8.53Hz, Ar-H), MS (EI): *m/z* (%) = 361(M⁺, 100).

2,3,8-Trimethyl-4-(4-methoxyphenyl)-1,5,6,8a,9-pentaaza-fluorene-7-carboxylic acid ethylester (18b)

Crystallized from methanol, (65% yield), *m.p* =210-2°C. Molecular formula (mol.wt.) C₂₁H₂₁N₅O₃ (391.16). IR (ν/cm⁻¹): 1720 (C=O,ester)

¹H-NMR (CDCl₃): δ/ppm = 1.89 (t, 3H, CH₃), 2.04,2.14, (2s, 6H, CH₃), 2.60 (s 3H, CH₃), 3.65(q, 2H,CH₂) 3.84(s, 3H, OCH₃), 6.80(d, 2H, *j*=8.53Hz, Ar-H), 7.26(d, 2H, *j*=8.53Hz, Ar-H) . MS (EI): *m/z* (%): = 391(M⁺, 85.7), 390 (M⁻¹,100).

7-Benzensulphonyl-2,3-dimethyl-4-(4-methoxyphenyl)-8-phenyl-1,5,6,8a,9-pentaaza-fluorene (19)

Crystallized from methanol, (70%yield), *m.p*=220-2°C. Molecular formula (mol.wt.) C₂₉H₂₃N₅O₃S (521.60).

¹H-NMR (DMSO-*d*₆): δ/ppm= 2.14 (s, 3H, CH₃), 2.60 (s 3H, CH₃), 3.84(s, 3H, OCH₃), 6.80-7.66(m, 14H, Ar-H) . MS (EI): *m/z* % =521(M⁺, 23), 77(100%).

(5,6-Dimethyl-4-(4-methoxyphenyl)- 1H-2,3,7,8,8a-pentaaza-cyclopenta[ajinden-1-yl]-7-methanone (21)

To a solution of phenacyl bromide (0.396g, 0.002mol) in pyridine (50ml) in presence of sodium acetate anhydrous (5 gm) amine hydrochloride salt 15 were added drop wise with stirring at (0-5 °C). Stirring was continued for additional 2 hs. A yellow precipitate formed and left overnight in the refrigerator. Water(250mL) added to the reaction mixture and the solid product so formed collected by filtration, washed with water several times and crystallized from chloroform to give yellow product of 21,(75% yield). *m.p*= 334-336 °C., Sharing. Molecular formula (mol.wt.) C₂₃H₁₉N₅O₂ (397.44). IR (ν/cm⁻¹): 1638(CO).

¹H-NMR (CDCl₃): δ/ppm =1.8(s,3H,CH₃), 2.52 (s, 3H,CH₃), 3.97 ((s,3H, OCH₃), 6.02 (s, 1H, triazol), 6.88(d, 2H, *j*=8.53Hz, Ar-H), 7.4 (d, 2H, *j*=8.53Hz, Ar-H),7.5(t,1H, *j*=10.21Hz, Ar-H), 7.54(t, 2H, *j*=7.45Hz, Ar-H),8.6 (d,2H, *j*=10.23Hz, Ar-H). MS (EI): *m/z* (%): = 397 (M⁺, 80), 398 (M⁺¹,100).

RESULTS AND DISCUSSION

The present investigation deals with the synthesis of cyanopyridone as starting material required to carry up a synthetic course for the preparation of some pyrazolopyridine derivatives.

The one pot synthesis of cyanopyridone was achieved upon refluxing of p-methoxybenzaldehyde, 2-butanon, ethyl cyanoacetate and ammonium acetate in ethanol.

The reaction proceeded through a Michael type addition of the ethyl cyanoacetate to the unsaturated system, followed by cyclization under the reaction condition (c. f.. exp. Scheme 1,)

The chloro- derivative 5 was obtained upon gentle heating of compound 4 in phosphorous oxychloride. It is known that position 2- in chloropyridine derivatives show distinct activities toward nucleophiles. Therefore, 5 was reacted with morpholine, piperazine and hydrazine hydrate to give 3-cyano-5,6-dimethyl-4-(4-methoxyphenyl)-2-morphenylpyridine(6) and 3-cyano-5,6-dimethyl-4-

(4-methoxyphenyl)-2-piprazinylpyridine (7). The structure of (6,7) was confirmed from its spectral data, IR (KBr, $\nu_{\text{cm}^{-1}}$) showed characteristic peak for CN at 2211 (c. f. exp, scheme 2).

It was reported that nucleophilic substitution of 5 with hydrazine hydrate afforded the hydrazide derivative (8),¹⁴ In contrary, we obtained 3-amino-5,6-dimethyl-4-(4-methoxyphenyl)pyrazolo[3,4-*b*]pyridine (9) depending on the reaction condition (c. f. exp, scheme 2).

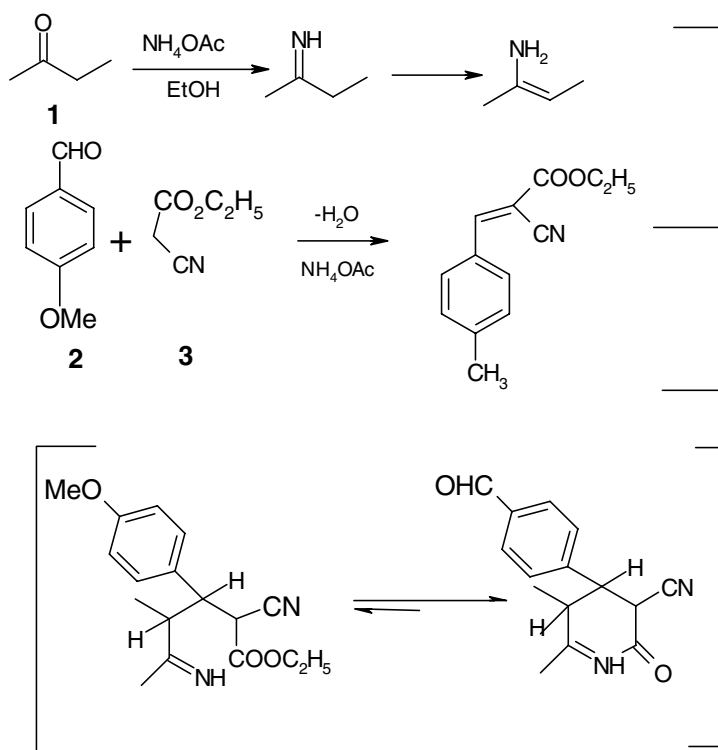
The structure of 9 was elucidated from its correct values in its elemental analyses and its agreeable data with its spectral feature, i.e. IR(KBr, $\nu_{\text{cm}^{-1}}$) showed the absence of peak characteristic for CN, ¹H-NMR (δ ppm) showed resonance at 4.06 (s, 2H, exchangeable with D₂O, NH₂) and at 11.85 (bs, 1H, NH, exchangeable with D₂O, pyrazol), ¹³C-NMR(δ ppm) represent characteristic signal at 142.2 C₃ pyrazol. MS (EI); m/z at 268(100%). In addition to its chemical

conformational chemical reactions (c. f. exp, scheme 2).

Cyclocondensation reactions of 9 with active methylene compounds, namely, acetyl acetone, ethylacetoacetate and ethyl cyanoacetate) afforded 4-(4-methoxyphenyl)-1,5,8a,9-tetraazafluorene derivatives(10a,b,11) (c. f. Exp., scheme 3).

The structure of the formed compounds were coincide with their correct values in elemental analyses and their agreeable spectral features. ¹H-NMR (δ ppm) showed characteristic signals for pyrimidine moieties at 6.80 (10a) ,5.90 (10b), 5.82(11).

The reaction of 9 with benzoylisothiocyanate afforded compound 12. The structure of (2-mercapto-7,8-dimethyl-9-(4-methoxyphenyl) [1,2,4]triazolo[1',5':1,5]pyrazolo[3,4-*b*]pyridin-3-yl)-phenyl-methanone (12) confirmed from its correct values in its elemental analyses values and its



Scheme 1:

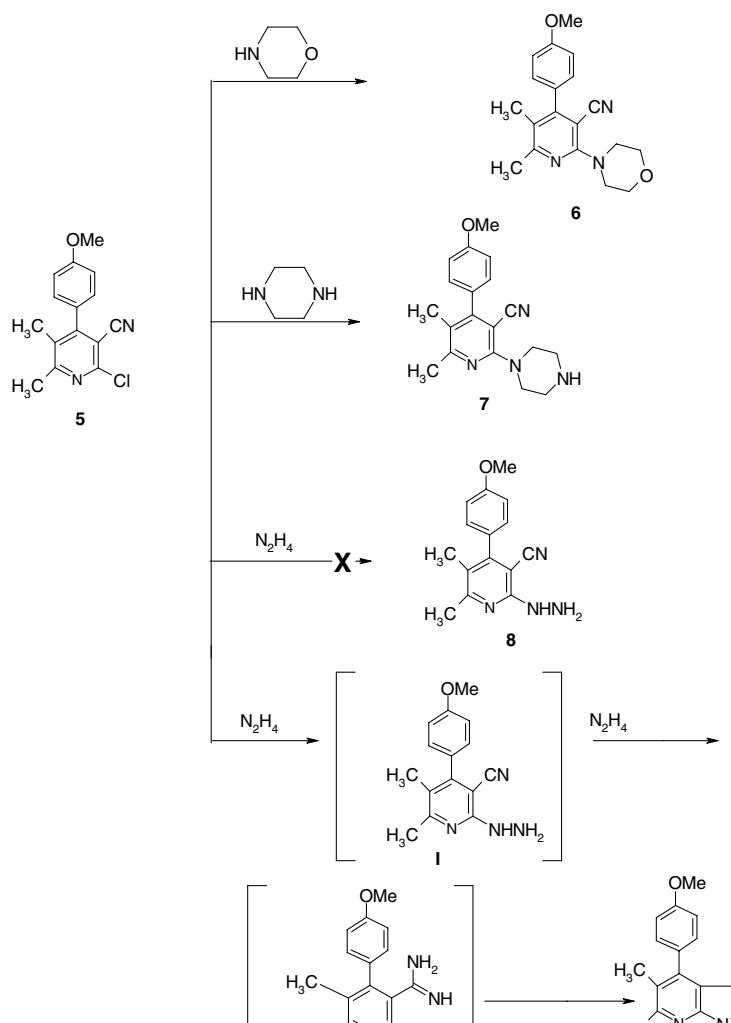
agreeable spectral data. $^1\text{H-NMR}$ ($\text{DMSO-}d_6$): δ/ppm showed characteristic signal for SH at $\delta = 3.41$ (s, 1H, SH, exchangeable with D_2O) (c. f. exp. Scheme 3).

Upon the fact that phosphorous oxychloride consider as a good cyclizing agent, therefore, was obtained 5,6-dimethyl-1,2-diphenyl-4-(4-methoxyphenyl)-3H-3,7,8,8a-tetraaza-cyclopenta[a]indene 13 upon heating of compound 9 with benzoin in presence of phosphorous oxychloride. The structure of indene derivative was confirmed from its correct values in its elemental analyses values in addition to its agreeable spectral data,

therefore, IR (ν/cm^{-1}): 3197(NH). $^1\text{H-NMR}$ ($\text{DMSO-}d_6$) revealed resonating signal at 11.23 (1H, exchangeable by D_2O , NH).

Synthesis of N-[4-(4-methoxyphenyl)-5,6-dimethyl-2H-pyrazolo[3,4-b]pyridine-3-yl]-formamide (14) was also achieved upon heating of 9 with formic acid in acidic medium.

Heterocyclic diazonium salts represent an interesting class of reactive substrates and their synthetic potentialities have received recent attention. Moreover, several heterocyclic diazo compounds possess biological activities.

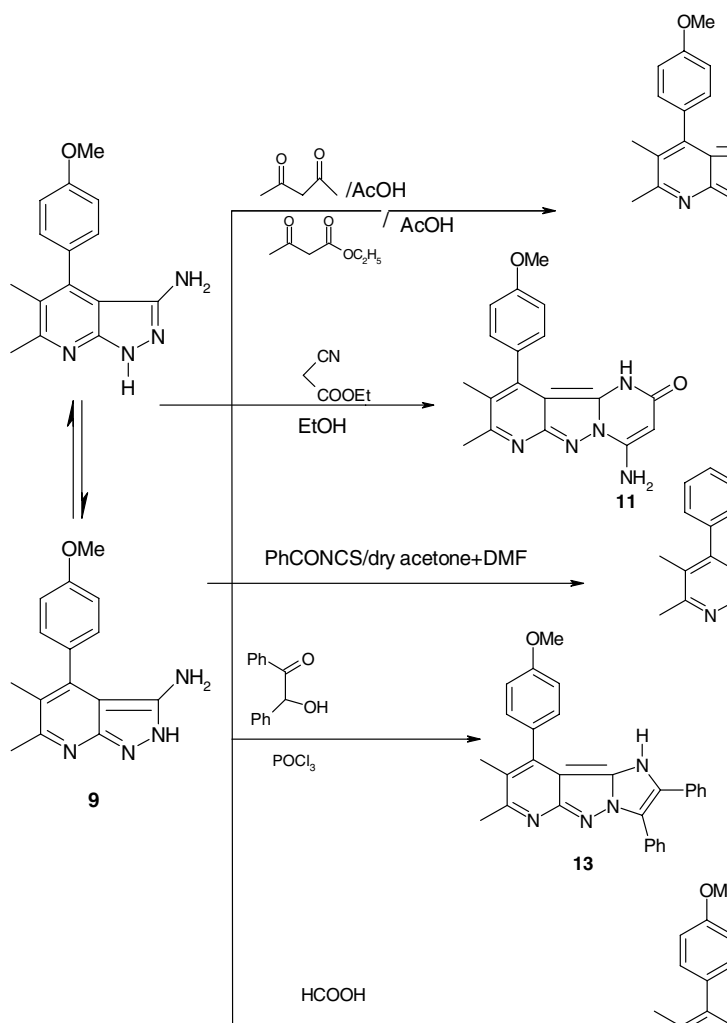


Scheme 2:

The diazotization of 3-amino-4-(4-methoxyphenyl)-5,6-dimethyl-1*H*-pyrazolo[3,4-*b*]pyridine (9) and its reactions with active methylene reagents have been studied to develop a synthetic approach to polyfunctionality substituted fused heterocycles.

It has been found that diazotization of 9 in presence of nitrous acid and concentrated hydrochloric acid afforded the diazonium salt 15. On the treatment of diazonium salt 15 with malononitrile, ω -cyanoacetophenone,

α -chloroacetylacetone, α -chloroethyl aceto- acetate and benzensulphenylacetophenone, respectively, 2,3-dimethyl-4-(4-methoxyphenyl)-1,5, 6, 8a,9-pentaaza-fluorene derivatives (16,17,18a,b, 19). Beside the correct values in elemental analyses, the IR, $^1\text{H-NMR}$ and $^{13}\text{C-NMR}$ and MS spectra of 16,17,18a,b, 19 showed agreeable data with the proposed structures (c. f. exp.). Compound 16 showed the following characteristic spectral features, IR (ν/cm^{-1}): 3455-3325 (NH_2), 2225 (CN). $^1\text{H-NMR}$ (CDCl_3): δ/ppm 3.15(s,2H,NH exchangeable with D_2O) and MS (EI): m/z (%): = 345(M^+ , 71).

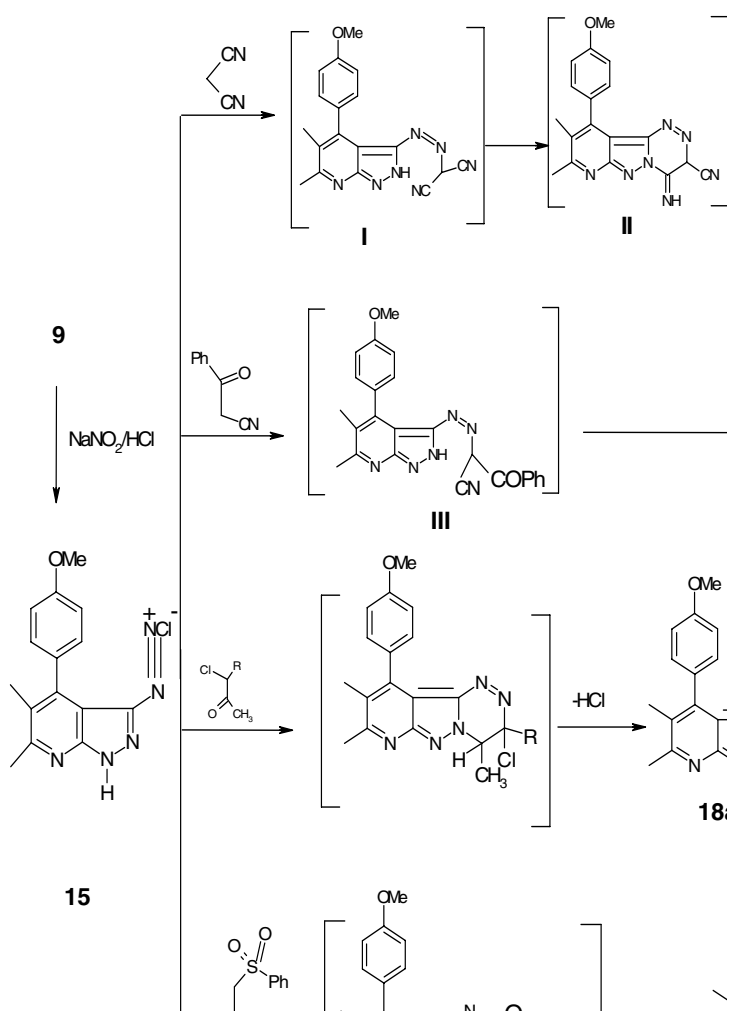


Scheme 3:

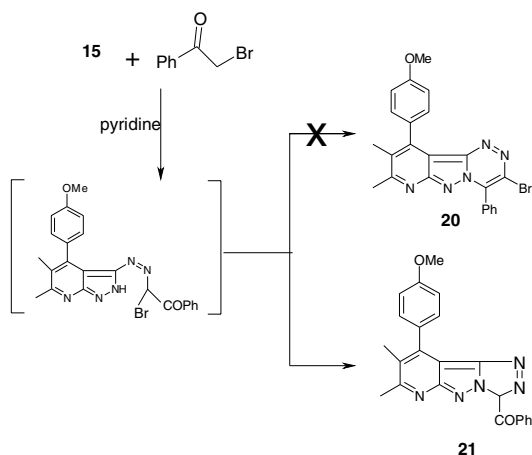
Compound 17 gave significant peak in IR (ν/cm^{-1}): 3485-3353 (NH_2) and 1668 (CO) and in ^{13}C -NMR ($\text{DMSO}-d_6$): $\delta/\text{ppm} = 66.9, 79.1$ (2 C of pyrimidine ring), 163.0 (C=O).

IR(KBr, $\nu \text{ cm}^{-1}$) for compounds 18a,b represented signals at 1670 (C=O) and 1720 (C=O, ester) and 18b gave characteristic signals for ester in ^1H -NMR (CDCl_3): $\delta/\text{ppm} = 1.89$ (t, 3H, CH_3) and 3.65(q, 2H, CH_2).

Thus, when diazonium salt 15 reacted with phenacyl bromide in pyridine gave the corresponding indene derivative 21 indicating condensation with elimination of HBr (c. f. exp., scheme 4). The structure of 21 was assigned on the basis of IR, ^1H -NMR and elemental analyses. IR(KBr, νcm^{-1}) represent peak at 1674 for (CO) and ^1H -NMR (CDCl_3): δ/ppm gave significant signal at 6.02 (s, 1H, triazol).



Scheme 4:



Scheme 5:

CONCLUSION

We can conclude that the one pot synthesis of cyanopyridone was achieved. Nucleophilic substitution of 5 with hydrazine hydrate gave 9 depending on the reaction condition. Cyclocondensation reactions of 9 with active methylene reagents gave compounds 10a,b,11. Diazotization of 9 and its reactions with active methylene reagents have been studied.

Treatment of diazonium salt 15 with active methylene reagents afforded 16,17,18a,b, 19 and 21.

REFERENCES

1. Elham S.Othman *Acta Chim.Slov.* **50**: 15-28 (2003).
2. Baldwin, J.J., Lumma, P.K., Novello,F.C., Ponticello, G.S., Sprague, J.M., Duggan, D.E. *J. Med. Chem.* **20**: 1189 –1193 (1977).
3. Patent, G.B., **2**:149,402 (1985), 1989, Okada,I.,Okui,S.,Takahashi, Beck, J.R., Lynch,M.P.,*Chem.Abstr.* **103**: 141938 (1985).
4. Patent, E.P., 289,879 Y., Fukuchi, T., *Chem. Abstr.* **110**: 96234 (1989).
5. J.P. Patent 05,255,316 1993 , Ishikawa, H., Moritita, T.,O ono, T.,Nakamura, T., Taniguchi,M., Yoshizawa, H., Yochihara, M.,*Chem.Abstr.* **120**: 99438 (1994).
6. Gursoy, A., Demirayak, S., Capan, G., Erol, K.*Euro.J. Med.Chem.* **35**: 359-364 (2000).
7. Kucukguzel, S.G., Rollas, S., Erdeniz, H., Kiraz, M., Ekinci, A.C., Vidin, A. *Euro. J. Med. Chem.* **35**: 761 –771 (2000).
8. Patel, J.B.,Malick, J.B, Salama, A.I, Goldberg, M. E,*Pharmacol Biochem Behav*, Oct, **23**(4): 675-80 (1985).
9. Antonini, F., Claudi, G. Cristalli, P., Franchetti, M., Grifanlini, Martelli, S, *J. Med. Chem.* **31**: 260-264 (1988).
10. Janssens, F, Torreman, J. S., Janssen, M, Stokbrcockx Luyckx, M., Janssen, P. A.,J, *J. Med. Chem.* 1934-1943 (1985).
11. Zaki, M. E. A., Fawzy N. M, Swelam, S. A., *Molecules*, **3**: 1 (1999).
12. Swelam, S. A., Abd-El-Salam, O. I., Zaki, M. E. A., *J. Serb. Chem. Soc.*, **64**(11): 655 (1999).
13. Fathalla, O. A., Zaki, M. E. A.,Swelam, S. A., El-Eraky, W. I, *Acta Polonia Pharmaceutica Drug Research*, **60**(1): 51-60 (2003).
14. Swelam S. A., Fathalla ,O. A., Zaki M. E. A., Aly H.F., *Egypt. J. Chem.* **47**(6): 677-692 (2004).
15. Aly, A. S, Fahmy, A. A, Zaki, M.E. A., Abdel-Mageid, *Egypt. J. pharm. sci.* **33**: 699 (1992).
16. El-Gazzar, A. B. A, Gaafar, Aly, A. S., *Phosphorous, Sulfur, Siliconand the related elements*, **2**:177,45 (2000).
17. El-Gazzar, A. B. A, Gaafar, A. M., Hafez, H. N., Aly, A. S, *Phosphorous, Sulfur, Siliconand the related elements*, **181**(8): 1859-1883 (2006).