



Kinetic and Mechanistic Studies in the Oxidation of Ethanol by p-Methoxy-N-Bromobenzamide

M.K. BADOLE*, L.N. MALVIYA, K.S. SARIYA and V.K. SIRIAH

Department of Chemistry, Government M.G.M. P.G.College, Itarsi, India.

*Corresponding author E-mail: m.k.badole4@gmail.com

(Received: May 11, 2012; Accepted: July 01, 2012)

ABSTRACT

Kinetics Studies of The oxidation of Ethanol by p-methoxy-n-bromobenzamide has been made in aqueous acetic acid in the presence of mercuric acetate. The reaction is first order with respect to both, the oxidant and near about are with respect to the substrates. The order with respect to perchloric acid is fractional or first order depending upon the substrate concentration. The reaction is retarded by the initial addition of benzamide and is enhanced by the added potassium bromide. The activation parameters have been calculated and a suitable mechanism has been proposed.

Key words: Kinetics, Oxidation, Ethanol, p-Methoxy-n-Bromobenzamide.

INTRODUCTION

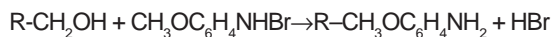
Reports are available in the literature on the mechanism of oxidation by chloramine-T¹, chloramine-B², N-bromosuccinimide³, N-bromobenzamide⁴⁻⁵ p-methyl⁶ and other halomides⁷, is available but very little is known about the modes of the redox reaction of p-methoxy-N-bromobenzamide (p-MeO-NBB) as an oxidant. By substituting benzene ring of such bezamides with different groups it is possible to tune oxidation potential of N-halomides and thereby developing a tuning oxidant, such oxidant are very much useful in controlling a number of free radical polymerization⁸⁻¹⁰ reaction and also useful in different analyzing procedures. Further different mechanistic pathways reported for the structurally related N-haloamides¹¹⁻¹³ also promoted us to undertake the present investigation.

EXPERIMENTAL

Alcohol used were of S.merck grade and were purified by the method described in the literature. All the chemical used were B.D.H. 'AR' and S.M. 'GR' quality. Alcohol were dried over anhydrous magnesium sulphate and then fractionally distilled. Acetic acid was distilled over chromic acid before use. Perchloric acid was used as a source of hydrogen ions. The reaction vessels were coated with black paints to exclude any photochemical effect. The kinetics of oxidation of alcohol is found to be pseudo. First order reaction by keeping a large excess of alcohol over p-methoxy-N-bromobenzamide. The reactions were followed iodometrically for over 70 % of the reaction. The temperature was kept constant with $\pm 0.1^\circ\text{C}$. Preliminary experiments showed that the reaction is not sensitive to ionic strength hence no attempt was made to keep it constants.

RESULTS AND DISCUSSION

The kinetics of oxidation of alcohol is found to be pseudo first order. A large excess of alcohol was maintained over *p*-methoxy-*N*-bromobenzamide. Stoichiometry of the reaction was also studied. It was observed that one equivalent of oxidant was consumed by one equivalent of alcohol.



Dependence of substrate concentration

The plot of $\log K$ vs. $\log [\text{oxidant}]$ was found to be linear and it gives a slope value of unity, indicating that the order of the reaction with respect to substrate is one; the results are summarized in Table -2.

Effect of added Benzamide

Reaction rate decreases by addition of Benzamide. The results are presented as follows in table -3.

Effect of Added mercuric (II) acetate

Initially addition of $Hg(OAc)_2$ suppresses completely the second faster stage and reduces the rate of the first stage of oxidation of alcohol.

Activation parameter

The reaction was studied at temperatures to evaluate activation parameters. The results are summarized in Table 4 and 5. The rate of oxidation of alcohol increases with the increase in the initial concentration of bromide ion, it also proves the

Table 1:

[Substrate] = 1.0 mol dm⁻³ $Hg(OAc)_2 = 5.0 \times 10^{-3}$ mol dm⁻³
 (HClO₄) = 1.0 mol dm⁻³ HOAc = 50% (v/v)
 Temperature = 323 K

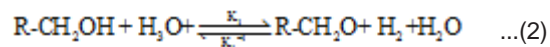
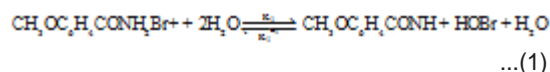
| S. No. | (Oxidant) $\times 10^{-3}$ (Mol dm ⁻³) | EtOH (K $\times 10^{-3}$ min ⁻¹) |
|--------|--|--|
| 1. | 2.50 | 1.5465 |
| 2. | 3.75 | 1.2303 |
| 3. | 5.00 | 1.2303 |
| 4. | 6.25 | 1.4384 |
| 5. | 7.50 | 2.0445 |
| 6. | 8.75 | 2.4478 |

Table 2:

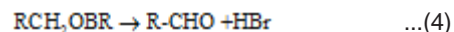
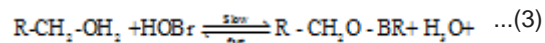
(HClO₄) = 1.0 mol dm⁻³ [Oxidant] = 5.0 $\times 10^{-3}$ mol dm⁻³
 HOAc = 50% (v/v) [Hg(OAc)₂] = 5.0 $\times 10^{-3}$ mol dm⁻³
 Temperature = 323 K

| S.NO | Substrate (mol dm ⁻³) | EtOH (k $\times 10^{-3}$ min ⁻¹) |
|------|-----------------------------------|--|
| 1 | 0.2 | 0.8979 |
| 2 | 0.3 | 1.2786 |
| 3 | 0.4 | 1.3805 |
| 4 | 0.5 | 1.4497 |
| 5 | 0.6 | 2.2639 |
| 6 | 0.8 | 2.7145 |
| 7 | 1.0 | 2.7697 |

protonation may however precede hydrolysis of p-Methoxy-N- bromobenzamide and it is not possible to distinguish kinetically between the reaction (1), (2), (3), and (3a). A plot of log K against the increase of dielectric constant of CH₃COOH-H₂O mixture is linear with positive slop which points out that H₂OBR⁺ is an active oxidizingspecies.



+



The information gained from the experimental data leads to the following probable mechanism which explains the observed results very well:

Table 3:

| | |
|---|--|
| [Substrate] = 1.0 mol dm ⁻³ | [Oxidant] = 5.0×10 ⁻³ mol dm ⁻³ |
| [HClO ₄] = 1.0 mol dm ⁻³ | [Hg (OAc) ₂] = 5.0×10 ⁻³ mol dm ⁻³ |
| HOAc = 50% (v/v) | Temperature=323K |

| S.No | Benzamide ×10 ⁻³ (mol dm ⁻³) | EtOH (K× 10 ⁻³ min ⁻¹) |
|------|---|---|
| 1 | 0.0 | 2.7697 |
| 2 | 1.0 | 2.7501 |
| 3 | 2.0 | 2.7367 |
| 4 | 5.0 | 2.6956 |
| 5 | 8.0 | 1.5998 |
| 6 | 10.0 | 1.4788 |

Table 4:

| | |
|---|---|
| [Substrate]=1.0 mol dm ⁻³ | [oxidant] = 5.0 × 10 ⁻³ mol dm ⁻³ |
| [HClO ₄]=1.0 mol dm ⁻³ | [Hg (OAc) ₂] = 5.0× 10 ⁻³ mol dm ⁻³ |
| HOAc = 50% (v/v) | |

| S. No | Temp. (K) | EtOH (K ×10 ⁻³ min ⁻¹) |
|-------|-----------|---|
| 1 | 313 | 1.4252 |
| 2 | 318 | 1.8085 |
| 3 | 323 | 2.8511 |
| 4 | 328 | 5.1132 |

Table 5:

| Substrate | ΔE (KJmol ⁻³) | ΔH (KJ mol ⁻³) | ΔPZ (Dm ³ mol ⁻¹ min) | ΔS (J mol ⁻¹) | ΔG (KJ mol ⁻¹) |
|-----------|------------------------------|-------------------------------|--|------------------------------|-------------------------------|
| Ethanol | 90.11021 | 87.46641 | 1.762 × 10 ⁻³ | 68.934 | -2.18322 |

ACKNOWLEDGEMENTS

The Authors are thankful to the Principal, Dr. L. L. Dubey Govt. M.G.M.P.G.College, Itarsi for providing laboratory facilities.

REFERENCES

1. K.K.Banarji, *Indian J. Chem.* **16A**: 595 (1977).
2. G.Gopal Krishen, B.R.Pai and N. Venkatasubramanian, *Indian J.Chem.* **19B**: 293 (1980).
3. D.H.R. Barton and W.J.Rosenfelder, *J.Chem.Soc.* **2381** (1951).
4. Archana Poorey L.V.Shastry, V.K.Seeriya and V.R. Shastry, *Asian J.Chem*, **4**(4): 744-751 (1992).
5. Ya-ying Huang, Hui changlin, Kaung-min cheng, Wei- Nien Su, Kuan-chin Sung, Tsung- Pinglin, Jiann-jyh huang, shuo-kailin, Eung fuhwung. *Tetrahedron*, **65**(46): 9592-9597 (2009).
6. O.N.Choubey and V.K.Seeriah, *Int.J.Chem. Sci.* **2**(2): 275-278 (2004).
7. Younis I. Hassan and Noor H.M. Saeed, *Orient. J. Chem.* **26**(2): 415-410 (2010).
8. S.Zhu, A.E. Hamietec, *Macro molecular Symposia*, **69**: 247-256 (1993)
9. Ralph L. Dannley, Edward L. Key, *Journal of polymer science*, Vol. **19**, 87-90 (1956).
10. N.S. Shrivasan and N.Venkatasubramanoan, *Tetrahedron*, **30**, 419 (1974).
11. N.Venkatasubramianian and V.Thiargarajan, *Tetrahedron Lett.* 3349 (1967).
12. V.Thiargarajan and N.Venkatasubramanian, *Indian J. Chem.*, **6**, 809 (1967)
13. G. Gopalkrishnan, B.P.Pai and N. Venkatasubramanian, *Indian J. Chem.*, Sect.V, 1293. (1980).