

Theoretical Study of the Hydrogenation Reactions between 1,2-diazene and Flavonoid Molecules

AYADI SAMEH

Université de Carthage, Laboratoire des Matériaux, Molécules et applications, IPEST, Boite postale 51, 2070 la Marsa, Tunisie.

*Corresponding author E-mail: sameh_ayadi2003@yahoo.fr

(Received: October 05, 2012; Accepted: November 20, 2012)

ABSTRACT

In this study, the hydrogenation reactions of flavonoids 1a-b by (Z)-1,2-diazene 2 and by (E)-1,2-diazene 2' have been investigated using quantum chemical methods. SCF and DFT/B3LYP calculations with the standard basis set 6-311G*, explain the possibility and the stereoselectivity of molecules such as flavanone 3a and flavanonole 3b obtained respectively by simple reduction double bond C2=C3 of flavone 1a and flavonol 1b molecules. The transition states of the reaction between (Z)-1,2-diazene 2 and flavonoids molecules type 1a-b have been calculated and discussed.

Key words: DFT, ab initio, Flavonoids, Hydrogenation reactions.

INTRODUCTION

Flavonoids are a natural compounds of the polyphenols family present in substantial amounts in plants, fruits and vegetables consumed daily by humans¹⁻⁵. Most of these compounds show an interesting biological activities such as radical

scavenging and antioxidant⁶⁻¹¹. The structure of flavonoids is given in Fig 1. This structure is also called the flavone 1a. The flavone 1a with OH groupe in position C3 is called flavonol 1b. The reduction double bond C2=C3 of flavone 1a and flavonol 1b give respectively flavanone 3a and flavanonole 3b molecules.

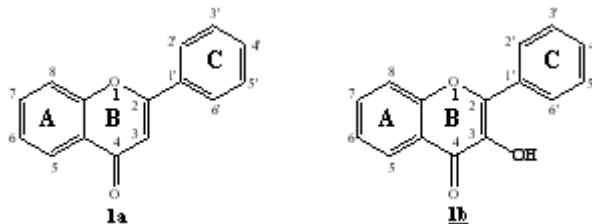


Fig.1: Structure of flavonoids

In order to explain the existence of flavanol 3a and flavanone 3b molecules obtained respectively by simple reduction double bond C2=C3 of flavone 1a and flavonol 1b molecules¹²⁻¹³. We found interesting to study from thermodynamic point of view the possibility and the

stereoselectivity of hydrogenation reactions between flavonoids molecules 1a-b and (Z)-1,2-diazene 2 and reactions between flavonoids 1a-b and (E)-1,2-diazene 2' (Fig 2). In each case of these reactions we determine the corresponding transition states.

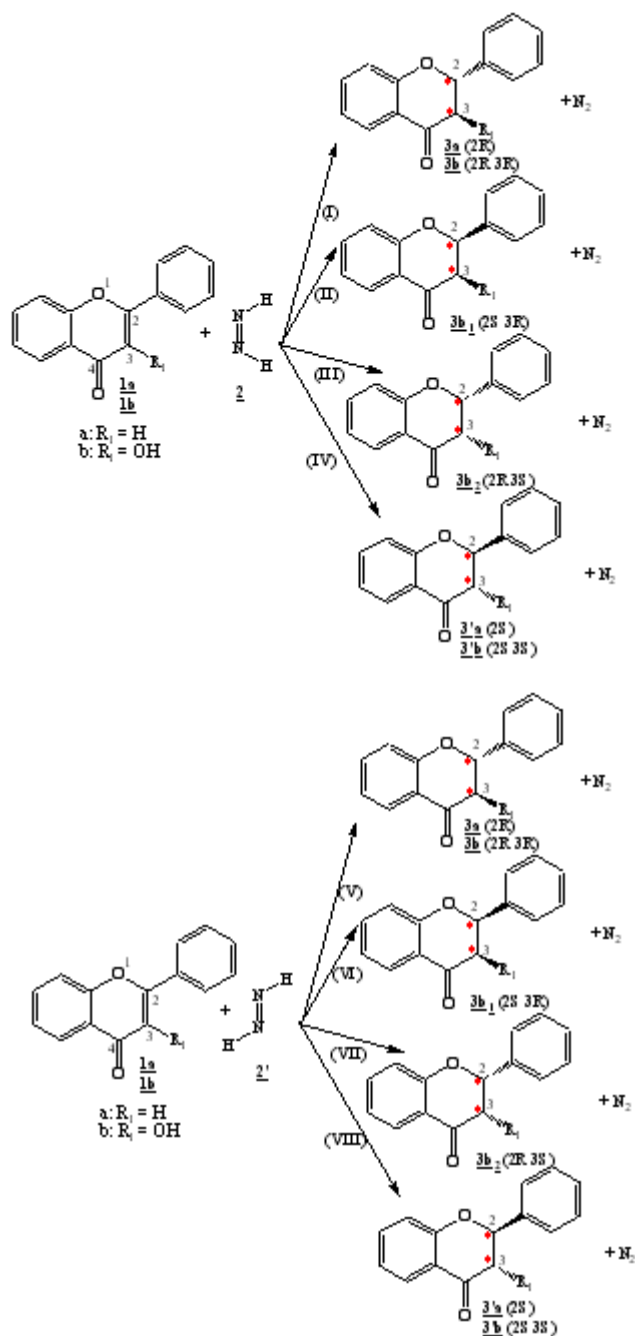


Fig. 2:

Calculation methods

This study was carried using the GAUSSIAN 03 program¹⁴. The calculations were performed at SCF and DFT with the standard basis 6-311G*. We used the B3LYP functional in which the exchange energy is calculated by Becke's three parameters method and the correlation method of Lee, Yang and Parr¹⁵⁻¹⁷. The choice of the DFT method is justified by its efficiency in the treatment of this systems type¹⁸. Computations of harmonic vibrational frequencies have been executed to verify the nature of the corresponding stationary points. The stationary points are classified as minima in the case, when no imaginary frequencies are found, and as a transition state if only one imaginary frequency is obtained¹⁹. In order to ensure that the transition states connect products, the intrinsic reaction coordinate (IRC) method²⁰ at the

SCF/6-311G* and at B3LYP/6-311G* level of theory have been applied to each transition state of every reaction. Zero-point energies (ZPE) have been computed at the SCF/6-311G* and at the B3LYP/6-311G* level of theory, and the thermal corrections of each species has been added at 298,15K.

RESULTS AND DISCUSSION

Thermodynamic study

We study from thermodynamic point of view the possibility and the stereoselectivity of reactions between flavonoids molecules type 1a-b and (Z)-1,2-diazene 2 and the reaction between flavonoids type 1a-b and (E)-1,2-diazene 2' (Fig 2). We determine under standard conditions of temperature and pressure (298.15 K and 1atm; 1atm = 100.325 kPa) the values of the different

Table 1 : Thermodynamic results of ΔE_r , ΔG_r , ΔH_r and ZPE for reactions (I-VIII) (kcal.mol⁻¹)

Reactions	Produits	$\Delta E_r + ZPE$	ΔH_r	ΔG_r
B3LYP/ 6-311G*				
Réaction (I)	3a	-79,39	-79,28	-77,12
	3b	-85,15	-85,25	-83,19
Réaction (II)	3b ₁	-81,24	-81,34	-78,86
Réaction (III)	3b ₂	-80,02	-80,13	-77,03
Réaction (IV)	3'a	-77,31	-77,21	-75,31
	3'b	-83,83	-83,93	-81,75
Réaction (V)	3a3b	-73,15-78,30	-73,25-78,41	-71,36-76,40
Réaction (VI)	3b ₁	-74,95	-74,85	-72,91
Réaction (VII)	3b ₂	-72,83	-72,93	-70,84
Réaction(VIII)	3'a	-69,87	-69,98	-68,19
	3'b	-80,21	-80,10	-78,97
SCF/ 6-311G*				
Réaction (I)	3a	-78,54	-78,64	-76,88
	3b	-83,69	-83,70	-82,06
Réaction (II)	3b ₁	-79,28	-79,18	-77,30
Réaction (III)	3b ₂	-78,81	-78,91	-76,19
Réaction (IV)	3'a	-75,87	-75,97	-74,35
	3'b	-81,92	-81,82	-80,23
Réaction (V)	3a	-71,83	-71,82	-70,07
	3b	-76,88	-76,87	-75,24
Réaction (VI)	3b ₁	-74,22	-74,21	-72,04
Réaction (VII)	3b ₂	-73,01	-73,11	-70,16
Réaction(VIII)	3'a	-69,77	-69,87	-67,95
	3'b	-80,12	-80,02	-78,41

thermodynamic reaction state functions, such as energy ΔE_r , free energy ΔG_r , enthalpy ΔH_r and ZPE corresponding to reactions (I) (II) (III) (IV) (V) (VI) (VII) and (VIII).

As shown in Table 1, values of free energy reaction ΔG_r are all negative, so reactions are thermodynamically possible. We notice that the values of free energy reaction ΔG_r corresponding to reactions (I) (II) (III) and (IV) are respectively higher (in absolute values of free energy reaction ΔG_r) which corresponds to the reactions (V) (VI) (VII) and (VIII). This allow us to say that reactions (I) (II) (III) and (IV) are respectively more stable from thermodynamic point of view than the reactions (V) (VI) (VII) and (VIII). Moreover, the reactions (I) always give the major product of the reaction between molecules type 1a-b and (Z)-1,2-diazene 2. We also notice that the values of energy ΔE_r corresponding to reactions (I) are higher (in absolute values of energy reaction) which corresponds to reactions (II) (III) and (IV). This confirms again that the major products of the reactions are the stereoisomers type 3a-b given by reaction (I).

We also notice that the values of free energy reaction ΔG_r corresponding to the reaction between flavonol 1b and (Z)-1,2-diazene 2 are higher (in absolute values of free energy reaction) than the reaction between the flavone 1a and (Z) -1,2-diazene 2. This allow us to say that the reaction

between flavonol 1b and (Z)-1,2-diazene 2 is more stable from thermodynamic point of view than the reaction between flavone 1a and (Z) -1,2-diazene 2.

Transition states

The thermodynamic study shows that hydrogenation reactions between molecules type 1a-b and (Z)-1,2-diazene 2 are more stable than the reactions between molecules 1a-b and (E)-1,2-diazene 2'. We then continue our transition state study on the reactions between flavonoids 1a-b and (Z)-1,2-diazene 2.

First, we determine the transition state of reaction between (Z)-1,2-diazene and flavone 1a in both approaches endo and exo. As shown in Fig 3, the endo form $3'a^*_{(endo)}$ gives the product 3'a (2S) and the exo form $3a^*_{(exo)}$ gives the stereoisomer 3a (2R). Table 2 shows that the activation energy corresponding to exo form $3a^*_{(exo)}$ is higher than the activation energy corresponding to endo form $3'a^*_{(endo)}$. This implies that the endo form is more favorable than the exo form. Furthermore, the stereoisomer 3'a is the kinetic product and the stereoisomer 3a is the thermodynamic product of reaction between (Z)-1,2-diazene 2 and flavone 1a (Fig 4). This confirms the existence of flavanone 3a(2R). However the existence of compound 3'a(2S) is not possible in nature¹⁻⁴.

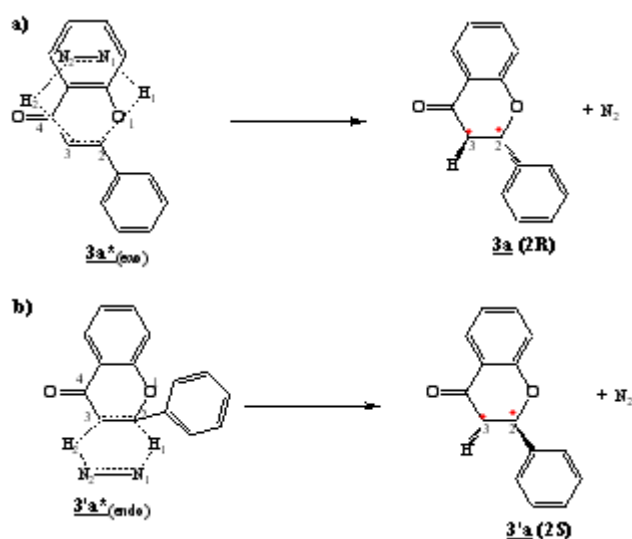


Fig. 3: Description of transition states $3a^*_{(exo)}$ and $3'a^*_{(endo)}$ leading respectively to stereoisomers 3a (2R) and 3'a (2S) (distances A °). (SCF/6-311G*)

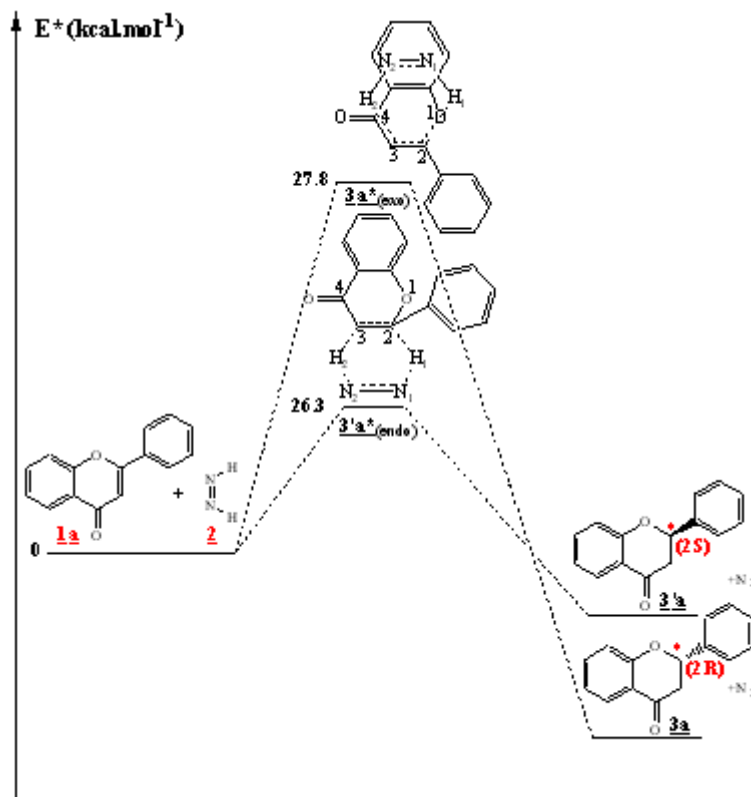


Fig. 4: Profil energy reactions leading to products **3a** (2R) and **3'a** (2S) in B3LYP/6-311G* (energy in kcal.mol⁻¹)

Second, we determine the transition states of reaction between (Z)-1,2-diazene **2** and flavonol **1b** in both approaches endo and exo. As shown in fig 5, we find transition states of compounds $3b_2^*$ (exo), $3b^*$ (exo), $3b_1^*$ (endo) and $3'b^*$ (endo) leading respectively to stereoisomers $3b_2$ (2R 3S), $3b$ (2R 3R), $3b_1$ (2S 3R)

and $3'b$ (2S 3S). The corresponding Activation energies are reported in table 2. The results show that the activation energy corresponds to endo forms $3'b^*$ (endo) and $3b_1^*$ (endo) are less than the activation energy corresponding to exo forms $3b^*$ (exo) and $3b_2^*$ (exo). Moreover, the activation energy corresponding to endo form $3'b^*$ (endo) is less than endo form $3b_1^*$ (endo). Therefore the compound $3'b$ (2S 3S) is the kinetic product but $3b$ (2R 3R) is the thermodynamic product of the reaction between flavonol **1b** and (Z)-1,2-diazene **2**.

Table 2: E*(kcal.mol⁻¹) energies of transition states relative to reactants energies (B3LYP/ 6-311G* and SCF/6-311G*)

	(B3LYP /6-311G*)	(SCF/ 6-311G*)
2		
1a		
$3a^*$ (exo)	27.8	28.1
$3'a^*$ (endo) 1b	26.3	26.7
$3b^*$ (exo)	29.7	30.2
$3b_1^*$ (endo)	29.2	29.8
$3b_2^*$ (exo)	30.2	31.7
$3'b^*$ (endo)	28.1	28.9

The comparison of energy profiles of reactions leading respectively to stereoisomers $3b_2$ (2R 3S), $3b$ (2R 3R), $3b_1$ (2S 3R) and $3'b$ (2S 3S) is given in Fig 6. We notice that the stereoisomer $3b$ (2R3R) is more stable from thermodynamic point of view than stereoisomers $3b_2$ (2R 3S), $3b_1$ (2S 3R) and $3'b$ (2S 3S). So we can say that the compound $3b$ (2R3R) is the thermodynamic product and compound $3'b$ (2S 3S) is the kinetic product of

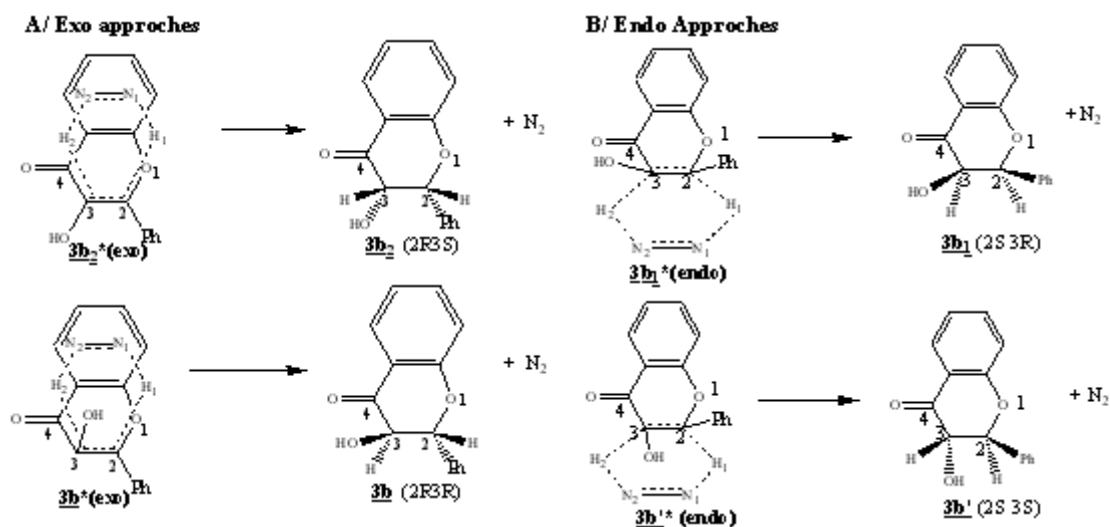


Fig. 5: Description of transition states $3b_2^*$ (exo), $3b^*$ (exo), $3b_1^*$ (endo) and $3'b^*$ (endo) leading respectively to products $3b_2$ (2R 3S), $3b$ (2R 3R), $3b_1$ (2S 3R) and $3'b$ (2S 3S) (distances A \AA)

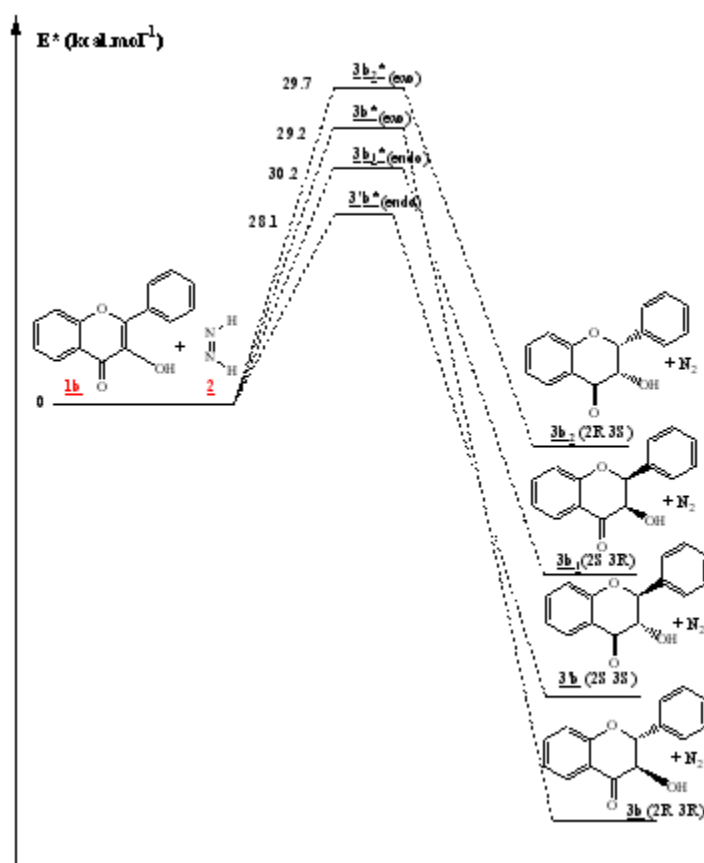


Fig. 6: Profile energy reactions leading to products $3b_2$ (2R 3S), $3b$ (2R 3R), $3b_1$ (2S 3R) and $3'b$ (2S 3S) in B3LYP/ 6-311G* (energy in kcal.mol⁻¹)

Table 3: Bond lengths of C₂H₁ and C₃H₂ formed in the transition state of reaction between (Z)-1,2-diazene 2 and flavonoids type 1a-b

	B3LYP/6-311G*		SCF/6-311G*	
	C ₂ H ₁	C ₃ H ₂	C ₂ H ₁	C ₃ H ₂
3a* (exo)	1.569	1.571	1.572	1.574
3'a*(endo)	1.569	1.572	1.571	1.575
3b*(exo)	1.570	1.571	1.571	1.574
3b ₁ *(endo)	1.569	1.571	1.572	1.574
3b ₂ *(exo)	1.571	1.572	1.571	1.573
3'b*(endo)	1.569	1.571	1.571	1.573

the reaction between flavanol 1b and (Z)-1,2-diazene 2.

Our theoretical results clearly confirm the existence of stereoisomere 3b that is thermodynamically more stable than stereoisomers 3'b(2S 3S), 3b₁(2S 3R) and 3b₂(2R3S). This explains well the existence of flavanone 3b in different plants¹⁻⁴.

In the end, we compare the formation bond lengths in the transition state of reaction between flavonoids 1a-b and (Z)-1,2-diazene 2 (Fig 3 and Fig 5). We find that the bond C₂H₁ is shorter than the bond C₃H₂ (Table 3). These distances are quite similar to that found by McKee *et al* for the reaction between (Z)-1,2-diazene 2 and ethene²⁰.

CONCLUSION

In this work, we study the possibility and the stereoselectivity of the hydrogenation reactions between flavonoids 1a-b and (Z)-1,2-diazene 2 and reaction between flavonoids 1a-b and (E)-1,2-diazene 2'. Our theoretical results show that these reactions are possible from thermodynamic point of view. Further reactions between (Z)-1,2-diazene 2 and flavonoids type 1a-b are more stable from thermodynamic point of view than the reactions between (E)-1,2-diazene 2' and flavonoids 1a-b. The results also show that stereoisomere 3a(2R) is more stable from thermodynamic point of view than stereoisomere 3'a(2S). Although the activation energy corresponding to endo form 3'a*(endo) is less than the activation energy corresponding to exo form 3a*(exo). This implies that 3'a (2S) is the kinetic product and flavanone 3a (2R) is the thermodynamic product of the reaction between flavone 1a and (Z)-1,2-diazene 2.

In the case of reaction between flavanol 1b and (Z)-1,2-diazene 2, results show that flavanone 3b (2R3R) is more stable from thermodynamic point of view than products 3b'(2S3R), 3b₁(2S3R) and 3b₂(2R3S). However, the transition state calculations show that the endo forms 3'b*(endo) and 3b₁*(endo) are more stable than the exo forms 3b*(exo) and 3b₂*(exo). Furthermore, the activation energy corresponding to 3'b*(endo) is less than the activation energy corresponding to 3b*(exo). This implies that 3'b(2S3R) is the kinetic product and 3b(2R3R) is the thermodynamic product of the reaction between flavanol 1b and (Z)-1,2-diazene 2.

REFERENCES

- Mullen.W, Marks.S.C, Crozier.A, *Journal of Agricultural and Food chemistry*, **55**: 3148 (2007).
- Stratil.p, Klejdus.B, Kuban.V, *Journal of Agricultural and Food Chemistry*, **54**: 607 (2006).
- Rocio Garcia-villalba, Alegria carrasco-pancorbo, cristinaoliveras-Ferraros, Alejandro Vazquez-Martin, Javier. A. Menendez, Antonio Segura-carretero, Alberto Fernandez, *Journal of pharmaceutical and biomedical analysis*, **51**: 416 (2010).
- G.Kouakou-siransy, S.Sahpez, G.Irié-Nguessan, Y.J.Datte, J.Kablan, B.Gressier, F.Bailleul, *Food Chemistry*, **118**: 430 (2010).
- Y. Sheena Mary, C. Yohannan Panicker and Hema Tresa-Varghese, *Orient J. Chem.*,

- 28**(2): 1071-1075 (2012).
- Jessica Tabart, Claire Kevers, Joël Pincemail, Jean-olivier Defraigne, Jacques Dommes, *Food Chemistry*, **120**: 607 (2010).
 - Arts.I.C, Hollman.P.C, *American Journal of Clinical Nutrition*, **81**: 317s (2005).
 - Bravo.L, *Nutrition Reviews*, **56**: 317 (1998).
 - Tabart.J, Kevers.C, Pincemail.J, Defraigne.J.O, Dommes.J, *Food Chemistry*, **113**: 1226 (2009).
 - Villano.D, Fernandez-pachon.M.S, Troncoso.A.M, Garcia-parrilla.M.C, *Analytica Chimica Acta*, **538**: 391 (2005).
 - Oxygenolysis of flavonoid compounds. DFT description of the mechanism for the quercetin case. *Chemphys Chem*, **5**: 1726 (2004).
 - Harborne J.B et Mabry T.J: The flavonoïds: advances in research; edition hardback; **3**: 38 (1982).
 - Moyse H. et parisR.R, Précis de matière médicinale, Tome II; édition par Masson; **129**: 301 and 370-375 (1967).
 - Gaussian 03, Revision A. 1, M. J. Frisch, G. W. Trucks, H. B. Schlegel, G. E. Scuseria, M. A. Robb, J. R. Cheeseman, J. A. Montgomery, Jr., T. Vreven, K. N. Kudin, J. C. Burant, J. M. Millam, S. S. Iyengar, J. Tomasi, V. Barone, B. Mennucci, M. Cossi, G. Scalmani, N. Rega, G. A. Peterson, H. Nakatsuji, M. Hada, M. Ehara, K. Toyota, R. Fukuda, J. Hasegawa, M. Ishida, T.Nakajima, Y. Honda, O. Kitao, H. Nakai, M. Klene, X. Li, J. E. Knox, H. P. Hratchian, J. B. Cross, C. Adamo, J. Jaramillo, R. Gomperts, R. E. Stratmann, O. Yazyev, A. J. Austin, R. Cammi, C. Pomelli, J. W. Ochterski, P. Y. Ayala, K. Morokuma, G. A. Voth, P. Salvador, J. J. Dannenberg, V. G. Zakrzewski, S. Dapprich, A. D. Daniels, M. C. Strain, O. Farkas, D. K. Malick, A. D. Rabuck, K. Raghavachari, J. B. Foresman, J. V. Ortiz, Q. Cui, A. G. Baboul, S. Clifford, J. Cioslowski, B. B. Stefanov, G. Liu, A. Liashenko, P. Piskorz, I. Komaromi, R. L. Martin, D. J. Fox, T. Keith, M. A. Al-Laham, C. Y. Peng, A. Nanayakkara, M. Challacombe, P. M. W. Gill, B. Johnson, W. Chen, M. W. Wong, C. Gonzalez, and J. A. Pople, Gaussian, Inc., Pittsburgh PA (2003).
 - C. Lee, W. Yang, R. G. Parr, *Phys. Rev. B*, **37**: 785 (1988).
 - A. D Becke, *Phys. Rev. A.*, **38**: 3098 (1988).
 - A. D. Becke, *J. Chem. Phys*, **98**: 5648 (1993).
 - E. Goldstein, Brett Beno, K.N. Houk, *J.Am.Chem.Soc*, **118**: 6036 (1996).
 - H. B. Schlegel, *J. Comput. Chem*, **2**: 214 (1982).
 - a/ C. Gonzalez, H. B. Schlegel, *J Chem Phys*, **90**: 2154 (1989).
b/ C. Gonzalez, H. B. Schlegel, *J Chem Phys*, **94**: 5523 (1990).
 - Mc Kee.M.L, M.E.Squillacote, D.M.Stanbury, *J.Phys.Chem*, **96**: 3266 (1992)