



Synthesis and Antioxidant Ability of Some 4-(((4-(5-(Aryl)-1,3,4-oxadiazol-2-yl)benzyl)oxy)methyl)-2,6-dimethoxyphenol

RAIED MUSTAFA SHAKIR

Department of Chemistry, Ibn Al-haitham, University of Baghdad, Baghdad 61023, Iraq.

*Corresponding author E-mail: raiedalsayab@yahoo.co.uk

<http://dx.doi.org/10.13005/ojc/320533>

(Received: July 26, 2016; Accepted: September 13, 2016)

ABSTRACT

A series of new 4-(((4-(5-(Aryl)-1,3,4-oxadiazol-2-yl)benzyl)oxy)methyl)-2,6-dimethoxy phenol (**6a-i**) were synthesized from cyclization of 4-(((4-hydroxy-3,5-dimethoxy benzyl)oxy)methyl) benzohydrazide with substituted carboxylic acid in the presences of phosphorus oxy chloride. The resulting compounds were characterized by IR, ¹H-NMR, ¹³C-NMR, and HRMS data. 2,2-Diphenyl-1-picrylhydrazide (DPPH) and ferric reducing antioxidant power (FRAP) assays were used to screen their antioxidant properties. Compounds **6i** and **6h** exhibited significant antioxidant ability in both assay. Furthermore, type of substituent and their position of the aryl attached 1,3,4-oxadiazole ring at position five are play an important roles in enhancing or declining the antioxidant properties.

Keywords: 2,6-dimethoxyphenol ,1,3,4-oxadiazole, antioxidant, DPPH, FRAP.

INTRODUCTION

The free radicals are qualified to cause grave damage to biomolecules, including proteins, lipids, DNA, and carbohydrates.¹ This damage lead to causes many diseases such as inflammatory² and cancers disease³, degenerative disease⁴ and Chronic diseases. This actuality make the free radical scavenging compounds are interesting for their ability to terminate or reduce the oxidation and inhibitor the free radical effect. On the other hand, the anti-inflammatory, digestive, anti-necrotic, hepatopr-otective, and neuroprotective drugs own

an antioxidant ability⁵ as well, the antioxidants have been reported it shows potential adverse health effects.⁶

Ordinarily, antioxidants compounds donate protons to become more stable free radicals. This stability increases with the extent of delocalization and enhances the antioxidant ability^{7,8}. Furthermore, the antioxidants usually own common structural features such as multiple phenolic hydroxyl groups like flavonoids⁹ or have full conjugation π system like carotenoids¹⁰. Moreover, exhibited substituted groups might influence on the scavenging ability.

This indicates the existence of a close relationship between the chemical structure and the ability to scavenge free radicals.

The 1,3,4-oxadiazoles derivatives are known with their wide spectrum of biological activities¹¹⁻¹⁴ besides the antioxidant ability^{7,15,16}. As for 2, 6-dimethoxyphenol derivatives, there has been exhibited interest during the last years as antioxidant materials^{17,18}. In this work we presented the synthesis of new 4-(((4-(5-(Aryl)-1,3,4-oxadiazol-2-yl)benzyl)oxy)methyl)-2,6-dimethoxy phenol (**6a-i**) as promising antioxidant material.

MATERIAL AND METHOD

Chemistry

The IR spectra were obtained with a Perkin Elmer 400 Fourier Transform Infrared (FTIR) Spectrometer. ¹H and ¹³C-NMR spectra were recorded at Joel Lambda spectrometers at 400 MHz (UM, Malaysia). CDCl₃ and DMSO-*d*₆ were used as solvents with TMS as the internal standard. Agilent 5975 and a Finnigan TSQ7000 were used to determine the EI/MS and HREIMS (NUS, Singapore) respectively. FRAP and DPPH. were record by UV spectroscopy, a Power Wave X340 (BIO-TEK Instruments, Inc., Winooski, VT, USA). Melting points were measured with OMEGA MPS10 melting point apparatus in open-end capillary tubes. Flash Column chromatographic purification was carried out using silica gel 60 (230–400 mesh, E. Merck) was employed. Reagents and solvents were purchased from commercial suppliers without further purification.

3,5-dimethyl-4-((trimethylsilyl)oxy)benzyl alcohol 1

This compound was synthesized as reported by Ali, K.F.¹⁹. the crude product was purify by column chromatography using (6-1) hexane ethyl acetate as eluent to give pale yellow oil Yield 83 %, Bp 312-314 °C at 760 mmHg, *d*₄²⁵ = 1.125 at 25°C [314-317 °C lit. ¹⁹]. IR (liquid film) *v*_{max} 3332(OH), 3060(CH_{Ar}), 2962, 2877 (CH_{aliphatic}), 1595(C=C), 1201 (Ar-O-C), 862(Si-CH₃) cm⁻¹, ¹H-NMR(400MHz, CDCl₃): δ 0.23(9H, s, Si-(CH₃)₃), 2.95 (1H, bs, OH), 3.82 (6H, s, 2xOCH₃), 4.50(2H, s, OCH₂), 6.70 (2H, s, H-3). ¹³C-NMR (100 MHz, CDCl₃): δ -0.05 (3C, Si-(CH₃)₃), 55.46(2C, OCH₃), 61.87(1C,

CH₂OH), 106.82(2C, CH), 127.94(1C), 135.70(1C), 151.95(1C), HREIMS *m/z* = 256.1127 [M⁺] (calc. for C₁₂H₂₀O₄Si, 256.1131).

Synthesis of methyl

4-(((3,5-dimethoxy-4-((trimethylsilyl)oxy)benzyl)oxy)methyl) benzoate 3

Methyl 4-(bromomethyl)benzoate (4.58g, 20 mmol) was added in small portions to a stirring solution of 3,5-dimethyl-4-((trimethylsilyl)oxy)benzyl alcohol (4.84 g, 20 mmol) in 25 mL dry pyridine within 45 minutes. After complete the addition the mixture was refluxed for 12 hours. Upon cooling the mixture poured in to 100 mL crashed ice and acidified with 5% of hydrochloric acid. The product was extracted with ethyl acetate 25 mLx3 and washed with water, then dried under magnesium sulfate. After evaporated the solvent, the crude material was purified by column chromatography using hexane-ethyl acetate (8:1) as eluent to obtain pale yellow oil which is solidify after cooling to 5°C to obtain white solid. Yield 67%, Mp 8-10°C, IR (liquid film) *v*_{max} 3030 (CH_{Ar}), 2966, 2890 (CH_{aliphatic}), 1728(C=O), 1595(C=C), 1195 (Ar-O-C), 867(Si-CH₃) cm⁻¹. ¹H-NMR (400MHz, CDCl₃): δ 0.18 (9H, s, Si-(CH₃)₃), 3.81 (6H, s, 2xOCH₃), 3.85(3H, s, OCH₃), 4.32 (2H, s, OCH₂), 4.37 (2H, s, OCH₂), 6.64 (s, 2H, H₃), 7.43 (2H, d, *J* 8.1, H₆), 7.51 (2H, d, *J* 8.2, H₅). ¹³C-NMR (100 MHz, CDCl₃): δ -0.053 (3C, Si-(CH₃)₃), 51.2(1C, OCH₃), 57.02(2C, OCH₃), 70.77(1C, CH₂OCH₂), 71.19(1C, CH₂OCH₂), 107.70 (2C, CH), 127.89 (1C), 128.55(2C, CH), 131.87 (2C, CH), 135.43 (1C), 138.44 (1C), 140.2(1C) 152.18(2C), 166.5 (1C, C=O). HREIMS *m/z* = 404.1651 [M⁺] (calc. for C₂₁H₂₈O₆Si, 404.1655).

4-(((4-hydroxy-3,5-dimethoxybenzyl)oxy)methyl) benzoic acid 4

Stirred mixture of methyl 4-(((3,5-dimethoxy-4-((trimethylsilyl)oxy)benzyl)oxy)methyl) benzoate (8.08 g, 20mmol) in 10 mL methanol and 20 mL of 50% acetic acid was heated under reflux overnight. The solvent was removed under reduced pressure and then 25 mL of 10% sodium hydrogen carbonate was added and heated for 30 minute. After cooling the mixture was extracted from ethyl acetate. The organic layer was ignored and the aqueous layer was acidified by 5% hydrochloric acid. The precipitated collected by filtration and washed with water. Recrystallized from ethanol to obtain white microcrystals. Yield 89 %, Mp 153-155 C [lit. 152-

154 C ¹⁹], IR (KBr) ν_{\max} 3354 (OH), 3046 (CH_{Ar}), 2972, 2893 (CH_{aliphatic}), 1676 (C=O) 1585 (C=C), 1201 (Ar-O-C) cm⁻¹. ¹H-NMR (400MHz, DMSO-d₆): 3.87 (6H, s, 2xOCH₃), 4.31 (2H, s, OCH₂), 4.38 (2H, s, OCH₂), 6.66 (2H, s, H₃), 7.65 (2H, d, *J* 8.2, H₈), 8.12 (2H, d, *J* 8.1, H₉). 9.15 (1H, bs, OH), ¹³C-NMR (100 MHz, DMSO-d₆): 56.11(2C, OCH₃), 71.22(1C, CH₂OCH₂), 72.77 (1C, CH₂OCH₂), 109.05 (2C, CH), 128.84 (2C, CH), 129.37 (1C), 131.21 (2C, CH), 134.23 (1C), 139.65 (1C), 142.13 (1C) 152.01 (2C), 169.58 (1C, C=O) HREIMs *m/z* = 318.1100 [M⁺] (calc. for C₁₇H₁₈O₆, 318.1103)

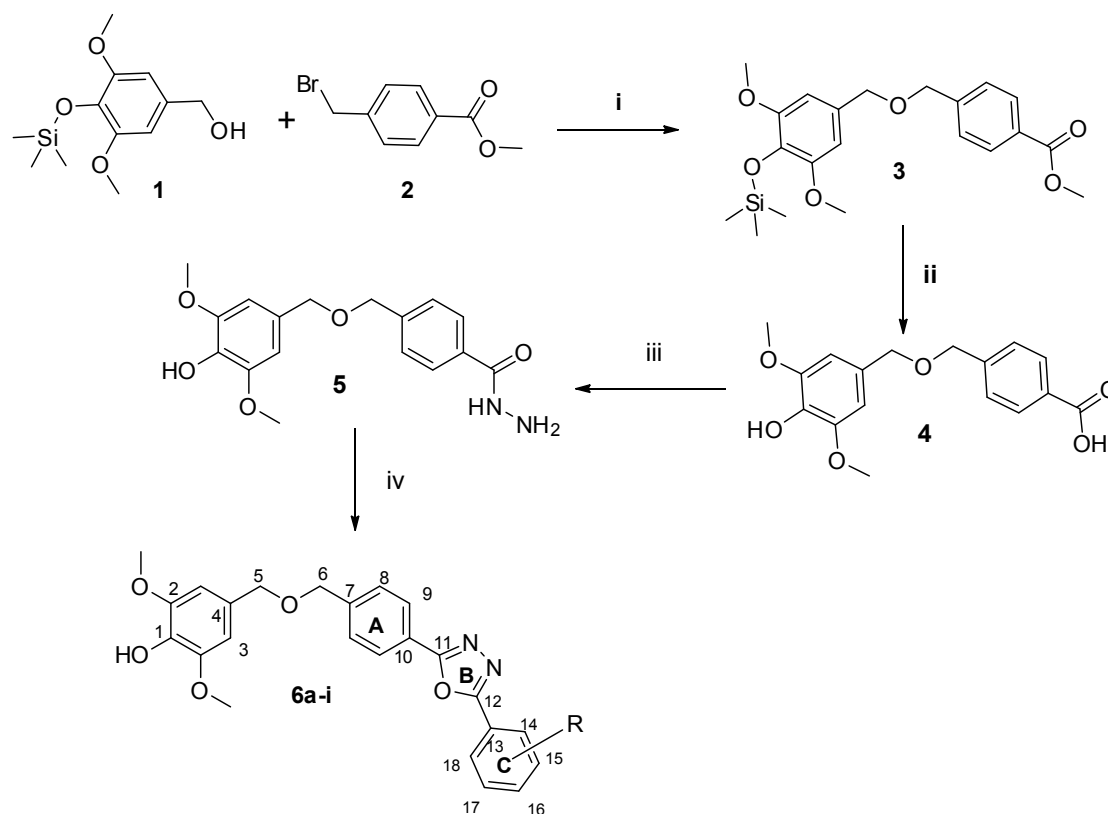
2976-2875 (CH_{aliphatic}), 1664 (C=O), 1592 (C=C), 1197(Ar-O-C), cm⁻¹. ¹H-NMR (400MHz, DMSO-d₆): 3.82 (6H, s, 2x OCH₃), 4.16 (2H, s, OCH₂), 4.40 (2H, s, OCH₂), 4.73 (2H, bs, NH₂), 6.62 (2H, s, H₃), 7.69 (2H, d, *J* 8.2, H₈), 8.24 (2H, d, *J* 7.94, H₉), 8.63 (1H, bs, CONH), 9.44 (1H, bs, OH), ¹³C-NMR (100 MHz, DMSO-d₆): 56.6 (2C, OCH₃), 71.09 (1C, CH₂OCH₂), 72.82 (1C, CH₂OCH₂), 108.87(2C, CH), 128.74(1C), 129.22 (2C,CH), 130.01(2C, CH), 132.92(1C), 138.71(1C), 141.48(1C) 151.92 (2C), 166.05(C=O). HREIMs *m/z* = 332.1367 [M⁺] (calc. for C₁₇H₂₀N₂O₅, 332.1372)

4-(((4-hydroxy-3,5-dimethoxybenzyl)oxy)methyl) benzohydrazide 5

This compound was synthesized according to the procedure described by K. F. Ali ¹⁹. The crude was recrystallized from ethanol to give white solid. Yield 87%, Mp 94-96 C [lit. 92-94 C ¹⁹], IR (KBr) ν_{\max} 3418 (OH_{phenol}), 3326, 3209 (NH, NH₂), 3061 (CHAr),

General Synthesis of 4-(((4-(5-(Aryl)-1,3,4-oxadiazol-2-yl)benzyl)oxy)methyl)-2,6-dimethoxyphenol 6a-i

A mixture of 4-(((4-hydroxy-3,5-dimethoxybenzyl)oxy)methyl)benzohydrazide (0.33 g, 0.1 mmol) and substituted carboxylic acid (0.1 mmol) in 50 mL round flask, 5 mL of phosphorusoxy



i) dry pyridine, reflux 12h. ii) MeOH:AcOH:H₂O 1:1:1, reflux overnight. iii) SOCl₂/3h then Dry benzene, NH₂NH₂.H₂O 0°C. iv) POCl₃ reflux 4hours

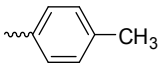
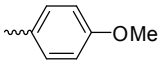
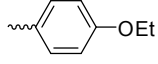
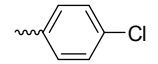
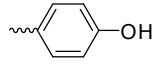
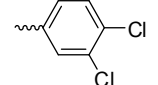
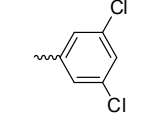
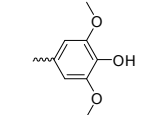
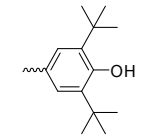
Scheme 1: Synthetic route of compound 6a-i

chloride was added in a few portions at room temperature. The mixture was stirred and refluxed for four hours in a water bath at 85-95°C. After cooling, the mixture was poured into 100 mL crushed ice and stirred for 15 minutes. Ammonium solution 10% was added in few portions until the pH adjusted to 7-8. The precipitate was filtered, washed with water and dried. The crude product was purified either from column chromatography or recrystallized from suitable solvent.

4-(((4-(5-(4-methylphenyl)-1,3,4-oxadiazol-2-yl)benzyl)oxy)methyl)-2,6-dimethoxyphenol 6a

Crude product was recrystallized by methanol to afford white precipitate. Yield 69%, Mp 174-176 °C. IR (KBr) ν_{\max} 3559 (OH), 3071 (CH_{Ar}), 2953, 2872 ($\text{CH}_{\text{aliphatic}}$), 1608 (C=N), 1595 (C=C), 1249 (C-N), 1101 (C-O-C) cm^{-1} . $^1\text{H-NMR}$ (400MHz, CDCl_3), 2.32 (s, 3H, *p*- CH_3 -ph), 3.79 (6H, s, 2x OCH_3), 4.11 (2H, s, OCH_2), 4.37 (2H, s, OCH_2), 6.62 (2H, s, H_3), 7.32 (2H, d, *J* 8.26, H_{15} , H_{17}), 7.69 (2H, d, *J* 8.2, H_8), 8.03 (d, 2H, *J* 8.26, H_{14} , H_{18}); 8.24 (2H, d, *J*

Table 1: Aryl group and some selected properties of these compounds 6a-i

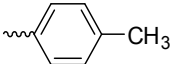
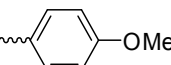
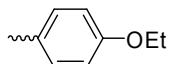
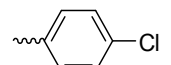
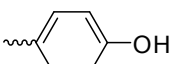
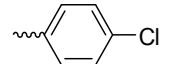
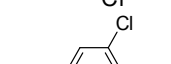
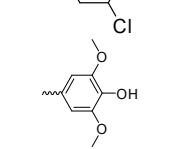
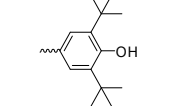
No.	Aryl group	Yield %	M.p. °C	Fw	HREIMs Calc.	HREIMs Found
6a		69	174-176	$\text{C}_{25}\text{H}_{24}\text{N}_2\text{O}_5$	432.1685	432.1681
6b		61	153-155	$\text{C}_{25}\text{H}_{24}\text{N}_2\text{O}_6$	488.1634	488.1629
6c		63	144-146	$\text{C}_{26}\text{H}_{26}\text{N}_2\text{O}_6$	462.1791	462.1788
6d		76	160-162	$\text{C}_{24}\text{H}_{21}\text{ClN}_2\text{O}_5$	452.1139	452.1135
6e		62	208-210	$\text{C}_{24}\text{H}_{22}\text{N}_2\text{O}_6$	434.1478	434.1474
6f		81	214-216	$\text{C}_{24}\text{H}_{20}\text{Cl}_2\text{N}_2\text{O}_5$	486.0749	486.0745
6g		74	188-190	$\text{C}_{24}\text{H}_{20}\text{Cl}_2\text{N}_2\text{O}_5$	486.0749	486.0744
6h		58	181-183	$\text{C}_{26}\text{H}_{26}\text{N}_2\text{O}_8$	494.1689	494.1687
6i		60	204-206	$\text{C}_{32}\text{H}_{38}\text{N}_2\text{O}_6$	546.2730	546.2725

7.94, H₉), ¹³C NMR (CDCl₃, 100 MHz, ppm): 21.73 (*p*-CH₃ph), 56.5 (2C, OCH₃), 71.11 (1C, CH₂OCH₂), 72.79 (1C, CH₂OCH₂), 108.83 (2C, CH), 115.41(1C), 121.56(1C), 126.66(2C, CH), 128.71(1C), 129.17 (2C, CH), 129.69(2C, CH), 129.91(2C, CH), 138.82 (1C), 141.39 (1C) 142.03 (1C) 151.85 (2C), 164.13 & 165.23 (2C, C=N). HREIMS *m/z* = 432.1681 [M⁺] (calc. for C₂₅H₂₄N₂O₆, 432.1685).

4-(((4-(5-(4-methoxyphenyl)-1,3,4-oxadiazol-2-yl)benzyl)oxy)methyl)-2,6-dimethoxyphenol 6b

The product was recrystallized by ethanol to give white needle crystals, Yield 61% Mp 153-155°C. IR (KBr) ν_{\max} 3570 (OH), 3067 (CH_{Ar}), 2983, 2854 (CH_{aliphatic}), 1611 (C=N), 1592 (C=C). 1251(C-N), 1091(C-O-C) cm⁻¹. ¹H-NMR(400MHz, CDCl₃), 3.79 (6H, s, 2x OCH₃), 3.88 (3H, s, OCH₃), 4.11 (2H, s,

Table 2: Antioxidant activity of the synthesized compounds 6a-i

No.	Ar	DPPH Inhibition % ± SD ^a 100µg/mL	IC ₅₀ ±ESM ^b (100µg/ml)	FRAP Value
6a		70.48±0.032	52.49	694.7
6b		67.43±0.105	6056	482.5
6c		66.98±0.087	61.12	480.42
6d		59.08±0.014	>100	322.07
6e		76.51±0.026	40.07	780.33
6f		43.92±0.044	>100	316.06
6g		41.83±0.071	>100	311.8
6h		83.62±0.018	23.88	904.3
6i		92.03±0.121	20.19±14	968.1
2,6-DMP		40.890.133	>100	312.56
Trolox		-	-	779.4
BHT		66.21±0.053	79.84	488.3
Ascorbic acid		90.42±0.122	22.71	848.9

^a Standard deviation (SD) value in FRAP was between 0.01–0.16; ^b SED standard mean error and IC₅₀: 50% effective concentration

OCH₂), 4.37 (2H, s, OCH₂), 6.62 (2H, s, H₃), 7.05 (2H, d, *J* 9.06, H₁₅, H₁₇), 7.99 (2H, d, *J* 8.02, H₈), 8.11 (2H, d, *J* 8.50, H₁₄, H₁₈); 8.20 (2H, d, *J* 8.0, H₉). ¹³C NMR(CDCl₃, 100 MHz, ppm) 55.47 (OCH₃), 56.5 (2C, OCH₃), 71.11 (1C, CH₂OCH₂), 72.79 (1C, CH₂OCH₂), 108.83(2C, CH), 114.41 (2C, CH), 115.37 (1C), 116.72 (1C), 127.97 (2C, CH), 128.71(2C, CH), 129.17 (1C), 129.69 (2C, CH), 138.92 (1C), 142.09 (1C), 150.23 (2C), 161.85 (1C), 163.88 & 164.77 (2C, C=N). HREIMs *m/z* = 448.1629 [M⁺] (calc. for C₂₅H₂₄N₂O₆, 448.1634).

4-(((4-(5-(4-ethoxyphenyl)-1,3,4-oxadiazol-2-yl)benzyl)oxy)methyl)-2,6-dimethoxyphenol 6c

The solid product recrystallized from acetonitrile to obtain white amorphous. Yield 63% Mp 144-146°C. IR (KBr) ν_{\max} 3564 (OH), 3081 (CH_{Ar}), 2960, 2857 (CH_{aliphatic}), 1607 (C=N), 1595 (C=C), 1244 (C-N), 1101(C-O-C) cm⁻¹. ¹H-NMR(400MHz, CDCl₃), 1.45 (3H, t, *J* 7.42, OCH₂CH₃), 3.69 (6H, s, 2x OCH₃), 4.14 (2H, q, *J* 7.8, OCH₂), 4.28 (2H, s, OCH₂), 4.37 (2H, s, OCH₂), 6.62 (2H, s, H₃), 7.21(2H, d, *J* 8.8, H₁₅, H₁₇), 7.99 (d, 2H, *J* 8.02, H₈), 8.02(2H, d, *J* 8.04, H₁₄, H₁₈); 8.20(2H, d, *J* 8.0, H₉). ¹³C NMR (CDCl₃, 100 MHz, ppm), 14.82 (1C, CH₃), 55.25 (2C, OCH₃), 63.84 (OCH₂CH₃), 70.97(1C, CH₂OCH₂), 71.77 (1C, CH₂OCH₂), 108.08 (2C, CH), 113.65 (1C), 114.09 (2C, CH), 114.78 (1C), 115.57 (1C), 127.83 (2C, CH), 128.47 (2C, CH), 129.04 (1C), 129.60 (2C, CH), 137.79 (1C), 141.50 (1C), 153.01 (2C), 158.79 (1C), 163.86 & 165.03 (2C, C=N). HREIMs *m/z* = 462.1788 [M⁺] (calc. for C₂₆H₂₆N₂O₆, 462.1791).

4-(((4-(5-(4-chlorophenyl)-1,3,4-oxadiazol-2-yl)benzyl)oxy)methyl)-2,6-dimethoxyphenol 6d

The product was recrystallized from acetonitrile to afford pale yellow precipitate. Yield 76%, Mp 160-162°C. IR (KBr) ν_{\max} 3565 (OH), 3075 (CH_{Ar}), 2967, 2883 (CH_{aliphatic}), 1610 (C=N), 1595 (C=C), 1240 (C-N), 1106 (C-O-C) cm⁻¹. ¹H-NMR(400MHz, CDCl₃), 3.87 (6H, s, 2xOCH₃), 4.31 (2H, s, OCH₂), 4.38 (2H, s, OCH₂), 6.66 (2H, s, H₃), 7.49 (2H, d, *J* 8.24, H₁₅, H₁₇), 7.65 (2H, d, *J* 8.2, H₈), 8.05 (2H, d, *J* 8.23, H₁₄, H₁₈), 8.12 (2H, d, *J* 8.1, H₉). 9.19 (1H, bs, OH), ¹³C-NMR (100 MHz, CDCl₃): 56.11(2C, OCH₃), 71.12 (1C, CH₂OCH₂), 72.75 (1C, CH₂OCH₂), 109.25 (2C, CH), 122.74 (1C), 127.81 (2C, CH), 128.03 (2C, CH), 128.97 (2C, CH), 130.11 (2C, CH), 131.21 (1C), 136.23

(1C), 137.28(1C), 139.65 (1C), 141.13(1C), 152.01 (2C), 164.68 & 164.89 (2C, C=N). HREIMs *m/z* = 452.1135 [M⁺] (calc. for C₂₄H₂₁ClN₂O₅, 452.1139).

4-(((4-(5-(4-hydroxyphenyl)-1,3,4-oxadiazol-2-yl)benzyl)oxy)methyl)-2,6-dimethoxy phenol 6e

The solid crude was purified by column chromatography using (6:1) hexane: ethyl acetate as eluent and was then recrystallized from ethyl acetate to give white crystal. Yield 62%, Mp 208-210°C. IR (KBr) ν_{\max} 3617 (br, OH_{phenol}), 3060 (CHAr), 2986 -2865 (CHaliphatic), 1609 (C=N), 1588 (C=C), 1198 (Ar-O-C), cm⁻¹. ¹H-NMR (400MHz, DMSO-d₆): 3.84 (6H, s, 2x OCH₃), 4.19 (2H, s, OCH₂), 4.42 (2H, s, OCH₂), 6.62 (2H, s, H₃), 7.01 (2H, d, *J* 8.66, H₁₄, H₁₈), 7.71 (2H, d, *J* 8.2, H₈), 8.01(2H, d, *J* 8.8, H₁₅, H₁₇); 8.21 (2H, d, *J* 7.94, H₉), 9.23 (1H, bs, OH), 9.48 (1H, bs, OH), ¹³C-NMR (100 MHz, DMSO-d₆): 56.6 (2C, OCH₃), 71.09 (1C, CH₂OCH₂), 72.82 (1C, CH₂OCH₂), 108.87(2C, CH), 115.58 (1C), 116.40(2C, CH), 128.97 (2C, CH), 129.22 (2C, CH), 130.01 (2C, CH), 132.92 (1C), 138.71 (1C), 141.48 (1C), 142.09 (1C), 159.83 (C10), 151.90 (2C), 164.53 & 165.15(2C, C=N). HREIMs *m/z* = 434.1474 [M⁺] (calc. for C₂₄H₂₂N₂O₆, 434.1478

4-(((4-(5-(3,4-dichlorophenyl)-1,3,4-oxadiazol-2-yl)benzyl)oxy)methyl)-2,6-dimethoxyphenol 6f

The crude solid was recrystallized from acetonitrile to give white solid. Yield 81%, Mp 214-216°C. IR (KBr) ν_{\max} 3422 (OH_{phenol}), 3061 (CHAr), 2970 -2845 (CHaliphatic), 1614 (C=N), 1590 (C=C), 1205 (Ar-O-C), cm⁻¹. ¹H-NMR (400MHz, CDCl₃): 3.82 (6H, s, 2x OCH₃), 4.16 (2H, s, OCH₂), 4.40 (2H, s, OCH₂), 6.62 (2H, s, H₃), 7.57 (1H, d, *J* 8.52, H₁₇), 7.69 (2H, d, *J* 8.2, H₈), 7.91 (1H, dd, *J* 7.8, 1.95, H₁₈), 8.19 (1H, d, *J* 2.2, H₁₄), 8.24 (2H, d, *J* 7.94, H₉), 9.49 (1H, bs, OH), ¹³C-NMR (100 MHz, CDCl₃): 56.6 (2C, OCH₃), 71.09 (1C, CH₂OCH₂), 72.82 (1C, CH₂OCH₂), 108.67(2C, CH), 124.01 (1C), 126.15 (1C), 128.33 (1C), 128.70(1C), 129.51 (2C, CH), 130.34 (2C, CH), 132.08 (1C), 132.75(1C), 134.17 (1C), 135.79 (1C), 138.76 (1C), 141.52 (1C) 152.02 (2C), 162.5 & 165.88 (2C, C=N). HREIMs *m/z* = 486.0745 [M⁺] (calc. for C₂₄H₂₀Cl₂N₂O₅, 486.0749).

4-(((4-(5-(3,5-dichlorophenyl)-1,3,4-oxadiazol-2-yl)benzyl)oxy)methyl)-2,6-dimethoxy phenol 6g

The product was recrystallized by acetonitrile to give white needle crystals, Yield 74%

Mp 188-190°C. IR (KBr) ν_{\max} 3559 (OH), 3080 (CH_{Ar}), 2988, 2864 ($\text{CH}_{\text{aliphatic}}$), 1610 (C=N), 1595 (C=C). 1249 (C-N), 1098 (C-O-C) cm^{-1} . $^1\text{H-NMR}$ (400MHz, CDCl_3), 3.75 (6H, s, 2x OCH_3), 3.87 (3H, s, OCH_3), 4.14 (2H, s, OCH_2), 4.35 (2H, s, OCH_2), 6.59 (2H, s, H_3), 6.62 (2H, s, H_3), 7.52 (1H, t, J 1.44, H_{16}), 7.64 (2H, d, J 8.22, H_8), 8.04 (2H, t, J 1.70, H_{14} , H_{18}), 8.26 (2H, d, J 7.96, H_9), 9.53 (1H, bs, OH). $^1\text{H NMR}$ (CDCl_3 , 400 MHz, ppm): 56.6 (2C, OCH_3), 71.09 (1C, CH_2OCH_2), 72.82 (1C, CH_2OCH_2), 108.87(2C, CH), 125.02 (2C, CH), 126.87 (1C), 129.22 (2C, CH), 130.01(2C, CH), 131.24 (1C), 132.92 (1C), 135.92 (2C), 138.71(1C), 141.48(1C), 141.98 (1C), 151.92 (2C), 162.43 & 165.86 (2C, C=N). HREIMs m/z = 486.0744 [M^{*+}] (calc. for $\text{C}_{24}\text{H}_{20}\text{Cl}_2\text{N}_2\text{O}_5$, 486.0749)

4-(((4-(5-(3,5-di-tertbutyl-4-hydroxyphenyl)-1,3,4-oxadiazol-2-yl)benzyl)oxy)methyl)-2,6-dimethoxyphenol 6h

The crude material was purified by column chromatography using (hexane-ethyl acetate) 6-1 as elute to give a white solid. Yield 56%; m.p.181-183°C; IR (KBr) ν_{\max} 3538 (OH), 3079 (CH_{Ar}), 2983, 2853 ($\text{CH}_{\text{aliphatic}}$), 1615 (C=N), 1592 (C=C). 1231 (C-N), 1105 (C-O-C) cm^{-1} . $^1\text{H-NMR}$ (400MHz, CDCl_3): 3.87(6H, s, 2 x OCH_3), 3.89 (6H, s, 2 x OCH_3), 4.31 (2H, s, OCH_2), 4.38 (2H, s, OCH_2), 6.62 (2H, s, H_{14} , H_{18}), 6.66 (2H, s, H_3), 7.65 (2H, d, J 8.2, H_8), 8.12 (2H, d, J 8.1, H_9). 9.15 (1H, bs, OH), 9.11 (1H, bs, OH), $^{13}\text{C-NMR}$ (100 MHz, DMSO-d_6): 56.6 (4C, OCH_3), 71.09 (1C, CH_2OCH_2), 72.82 (1C, CH_2OCH_2), 105.44(2C, CH), 108.87 (2C, CH), 119.07 (1C), 129.22 (2C, CH), 130.01 (2C, CH), 132.92 (1C), 137.71 (2C), 138.71 (1C), 140.71 (1C), 141.48 (1C), 150.11 (1C), 151.92 (2C), 164.62 & 164.94 (2C, C=N). HREIMs m/z = 494.1687 [M^{*+}] (calc. for $\text{C}_{26}\text{H}_{26}\text{N}_2\text{O}_8$, 494.1689).

4-(((4-(5-(3,5-dimethoxy-4-hydroxyphenyl)-1,3,4-oxadiazol-2-yl)benzyl)oxy)methyl)-2,6-dimethoxyphenol 6i

The crude solid was purified by column chromatography using (hexane-ethyl acetate) 9-1 as elute to afford white amorphous. Yield 60 % Mp 204-206°C. IR (KBr) ν_{\max} 3478 (OH), 3072 (CH_{Ar}), 2987, 2854 ($\text{CH}_{\text{aliphatic}}$), 1608 (C=N), 1595 (C=C). 1242 (C-N), 1094(C-O-C) cm^{-1} . $^1\text{H-NMR}$ (400MHz, DMSO-d_6): 1.53(18H, s, 2x $\text{C}(\text{CH}_3)_3$), 3.82 (6H, s, 2x OCH_3), 4.16 (2H, s, OCH_2), 4.40 (2H, s, OCH_2), 5.66(1H, s, OH), 6.62 (2H, s, H_3), 7.69 (2H, d, J 8.2, H_8), 7.92 (2H, s, H_{13}), 8.21(2H, d, J 7.96, H_9), 9.48

(1H, bs, OH), $^{13}\text{C-NMR}$ (100 MHz, DMSO-d_6): 30.23 (6C, 2x $\text{C}(\text{CH}_3)_3$), 34.56(2C, 2x $\text{C}(\text{CH}_3)_3$), 56.6 (2C, OCH_3), 71.09 (1C, CH_2OCH_2), 72.82 (1C, CH_2OCH_2), 108.87 (2C, CH), 115.12 (1C), 124.43 (1C), 128.74 (1C), 129.22 (2C, CH), 130.01(2C, CH), 132.92 (1C), 136.87 (2C) 138.71 (1C), 141.48 (1C) 151.92 (2C), 157.33 (1C), 163.37 & 165.66 (2C C=N). HREIMs m/z = 546.2725 [M^{*+}] (calc. for $\text{C}_{32}\text{H}_{38}\text{N}_2\text{O}_6$, 546.2730).

Antioxidant

The assay was achieved as reported by Gerhauser *et al.*,²⁰. Five microliters of the sample in ethanol was added into 195 μL of 100 μM DPPH reagent in ethanol (96%) and mixed in a 96-well plate. The intensity of the colour was measured for 3 h at a period of 20 min. at 515 nm. Ascorbic acid, BHT and 2,6-dimethoxyphenol were used as reference.

FRAP assay

The FRAP assay was achieved as reported by Benzie and Strain²¹ method. The FRAP reagent was prepared by combining 300 mM acetate buffer and 10 mM 2,4,6-tripyridyl-s-triazine (TPTZ) solution in 40 mM HCl and 20 mM $\text{FeCl}_3 \cdot 6\text{H}_2\text{O}$, in a ratio of 10:1:1. The FRAP reagent was incubated at 37°C prior to use. Ten microliters of the sample was reconstituted in the carrier (solvent or ultrapure water) and mixed with 300 μL of FRAP reagent. The mixture was incubated at 37°C for 4 min. in a microplate reader. The absorbance of the complex was 593 nm. The FRAP value was calculated using the following equation²² :

$$\text{FRAP} = \left[\frac{(0-4 \text{ min } \Delta A_{593 \text{ nm}} \text{ of test sample})}{(0-4 \text{ min. } \Delta A_{593 \text{ nm}} \text{ of standard})} \right] \times [\text{standard}] (\mu\text{M}) \times Y \times 1000$$

Where; Y is absorbance of the spectrophotometer

RESULTS AND DISCUSSION

Chemistry

The 3,5-dimethyl-4-((trimethylsilyl)oxy)benzyl alcohol was synthesized according to the procedure described by Ali, K.F.¹⁹. the resulting compound was reacted with Methyl 4-(bromomethyl)benzoate in dry pyridine to preform 4-(((3,5-dimethoxy-4-((trimethylsilyl)oxy)benzyl)oxy)methyl)benzoate 3. The hydrolysis of this compound afforded

compound 4. The carboxylic was converted to their corresponding hydrazone 5. Finally the hydrazone was reacted with nine substituted benzoic acid in the presence of phosphorus oxychloride as dehydration agent to form the 1,3,4-oxadiazole ring (6a-i) as depicted in scheme 1

The newly 1,3,4-oxadiazole were characterized from their IR, ^1H NMR, ^{13}C NMR and HRMs. The IR spectra showed disappearing the signal of carbonyl group acid as well the NH , NH_2 and the OH for the hydrazone and carboxylic acid. The new interesting signal of $\text{C}=\text{N}$ of the oxadiazole ring was located at $1607\text{-}1615\text{ cm}^{-1}$. The aryl group and some selected properties of these compounds were tabulated in Table 1

The ^1H NMR spectra of 6a-i displayed disappearing signals of the NH , NH_2 and OH group of the hydrazone and the carboxylic acid. The protons of the benzyloxymethyl-2,6-dimethoxyphenol group were appeared at the expected range. Furthermore, the ^1H NMR spectra exhibited new interesting peaks for the aryl group of 5-aryl-1,3,4-oxadiazole besides their substituted group. For example, the methyl group of compound 6a appeared as signal peak at 2.32 ppm with integration of three protons also the ethoxy group of compound 6c exhibited as two signals the first one appeared as triplet peak at 1.45 with coupling constant (J) equal 7.42 Hz and the second one appeared as quartet peak at 4.14 with $J = 7.8$ Hz. The ^{13}C NMR spectra of these compounds exhibited disappearing the carbonyl group of the starting material as well new two interesting peaks at 162.43-164.68 ppm and 164.77-165.88 ppm indicated the two carbons, C_{11} and C_{12} of $\text{C}=\text{N}$ in oxadiazole ring. All expected carbons were appeared at their expected area. The EIMS spectra exhibited the molecular ion M^{++} for all newly synthesized compounds besides the value of base peak (100%). The HREIMS value was confirmed the accurate mass and the molecular formula as depicted in Table 1.

Antioxidant activity

The antioxidant activities of the synthesized compounds 6a-i were tested by DPPH and FRAP assays. Differences between the structures of these compounds occurred in ring C which has different substituents at different positions, whereas rings A and B possess the same structure. Various antioxidant

abilities were displayed in both assays according to the type of substituent and their position, which play an important role in enhancing or declining the antioxidant ability. Furthermore, the inductive effects and the mesomeric effect beside the position directly affected antioxidant ability⁷. Compound 6i with 3,5-di-tert-butyl phenol attached the oxadiazole at position five showed the significant antioxidant ability in both assays. The DPPH percentage of inhibition (92.03 ± 0.121) and lowest IC_{50} (20.19 ± 14) and FRAP value 968.1 (slightly higher than ascorbic acid). Compound 6h displayed DPPH inhibition % slightly less than ascorbic acid and slightly higher IC_{50} . Also the 6e exhibited good free radical scavenging ability. These results are consistent with the concept that the hydroxyl group also the sterical hindrance enhances the antioxidant ability.²³⁻²⁶ The DPPH inhibition %, FRAP values and the substituent followed the following sequence; 3,5-di-tert-butyl-4-OH > 3,5-di-OMe-4-OH > 4-OH > 4-Me > 4-OMe \approx 4-OEt > 4-Cl > 3,4-di-Cl \approx 3,5-di-Cl, as depicted in Table 2. This sequence showed that the electron-releasing group, which exerts mesomeric and inductive effects beside their position, increases the antioxidant ability, while the inductive-withdrawing group decreases antioxidant ability.

CONCLUSIONS

A series of new 4-(((4-(5-(Aryl)-1,3,4-oxadiazol-2-yl)benzyl)oxy)methyl)-2,6-dimethoxyphenol (**6a-i**) were successfully synthesized and characterized. The antioxidant activity for these compounds were tested by DPPH and FRAP. The antioxidant results showed that the type of substituent and their position of the aryl attached 1,3,4-oxadiazole ring at position five are play an important role in enhancing or declining the antioxidant properties.

ACKNOWLEDGEMENTS

The author would like to thank the University of Malaya for running the NMR and to NUS, (Singapore) for running the EIMS and HREIMS. We are also grateful to Dr Mohammed Farouq Halabi, for his great help with screening antioxidant assays. As well, we would like to thank the university of Baghdad for supporting this study and provide the grant for this study.

REFERENCES

- Shacter, E. *Drug Metabolism Reviews* **2000**, *32*, 307.
- Chatterjee, R.; Bandyopadhyay, U.; Mazumdar, A.; Banerjee, R. K. *Biochemical Pharmacology* **1996**, *52*, 1169.
- Sangeetha, P.; Das, U. N.; Koratkar, R.; Suryaprabha, P. *Free Radical Biology and Medicine* **1990**, *8*, 15.
- Kar, S.; Subbaram, S.; Carrico, P. M.; Melendez, J. A. *Respir Physiol Neurobiol.* **2010**, *174*, 299.
- Lin CC, H. P. *Phytotherapy Research* **2000**, *14*, 489.
- Chattopadhyay, M. K. *Current Science* **2003**, *85*, 121.
- Shakir, R. M.; Ariffin, A.; Abdulla, M. A. *molecules* **2014**, *19*, 3436.
- Hung, C.-Y.; Yen, G.-C. *J. Agric. Food Chem.* **2002**, *50*, 2993.
- Jeong, J.-M.; Kang, S.-K.; Lee, I.-H.; Lee, J.-Y.; Jung, H.; Choi, C.-H. *J Pharm Pharmaceut Sci* **2007**, *10*, 537.
- Edge, R.; McGarvey, D. J.; Truscott, T. G. *J Photoch Photobio B* **1997**, *41*, 189.
- Dhumal, S. T.; Deshmukh, A. R.; Bhosle, M. R.; Khedkar, V. M.; Nawale, L. U.; Sarkar, D.; Mane, R. A. *Bioorganic & Medicinal Chemistry Letters* **2016**, *26*, 3646.
- Tyagi, M. *Orient J Chem* **2014**, *30*, 713.
- Sreeramulu J, A. P. *Orient J Chem* **2014**, *30*, 651.
- Mochona, B.; Qi, X.; Euyanni, S.; Sikazwi, D.; Mateeva, N.; Soliman, K. F. *Bioorganic & Medicinal Chemistry Letters* **2016**, *26*, 2847.
- Sumangala Vittal, B. P., Punith Bansal, Chidananda Nandagokula, ArulMoli, Tangavelu and Shalini Shenoy *Der Pharma Chemica* **2011**, *3*, 138.
- Ma, L.; Xiao, Y.; Li, C.; Xie, Z.-L.; Li, D.-D.; Wang, Y.-T.; Ma, H.-T.; Zhu, H.-L.; Wang, M.-H.; Ye, Y.-H. *Bioorganic & Medicinal Chemistry* **2013**, *21*, 6763-6770
- Huihui Ti; Qing Li; Ruifen Zhang; Mingwei Zhang; Yuanyuan Deng; Zhencheng Wei; Jianwei Chi; Yan Zhang *Food Chemistry* **2014**, *159* 166.
- Fausta Natella, M. N., Maurizio Di Felice, and Cristina Scaccini*; Free Radical Research Group, N. I. o. N., Roma, Italy *J. Agric. Food Chem.* **1999**, *47*, 1453.
- Ali, K. F. *Orient J Chem.*, **2015**, *31*, 239.
- Gerhäuser, C.; Klimo, K.; Heiss, E.; Neumann, I.; Gamal-Eldeen, A.; Knauff, J.; Liu, G.-Y.; Sitthimonchai, S.; Frank, N. *Mutation Research/Fundamental and Molecular Mechanisms of Mutagenesis* **2003**, *523-524*, 163.
- Benzie, I. F.; Strain, J. J. *Anal. Biochem.* **1996**, *239*, 70.
- Rustaiyan, A., Javidnia, K., Farjam, M H., Aboee-Mehrizi, F., Ezzatzadeh, E. *J Med Plants Res.* **2011**, *5*, 4251.
- Shahidi, F. *Natural Antioxidants: Chemistry, Health Effects, and Applications*; ACOS, USA 1997.
- Simiæ, A., Manojloviæ, D., Šegan, D., Todoroviæ, M. *Molecules* **2007**, *12*, 2327.
- Moalin, M.; Strijdonck, G. P. F.; Beckers, M.; Hagemen, G. J.; Borm, P. J.; Bast, A.; Haenen, G. R. M. M. *Molecules* **2011**, *16*, 9636.
- Torres, R., Urbina, F., Morales, C., Modak, B., Monache, F D. *J. Chil. Chem. Soc.* **2003**, *48*, 0717.